

XVI RALLY COSTA BRAVA HISTORIC 2019

27/4/2019 13:04:47

Clasificacion Final Oficial 1a.Etapa

POS	DORS	CLA	MED	PILOTO - COPILOTO	VEHICULO	TOTAL	PEN	TC01 SLALOM PAL				TC02 ROMANYA-BE						TC03 SANT FELIU					TC04 CLADELLS	
								CS01A	TC 01	POS01	CS02B	CS02C	CS02D	CS02E	CS02F	TC 02	POS02	CS03A	CS03B	CS03C	TC 03	POS03	CS04A	DORS
1	2	I	A	C.FORTUNY-C.JIMENEZ	LANCIA BETA COUPE	52.3	0	0.4	0.4	1	-0.4	-0.4	-0.1	-0.3	-0.2	1.4	18	0.0	0.2	0.4	0.6	7	0.3	2
2	1	G	A	D.NOAREDA-S.GIRALT	PORSCHE 911S COUPE	53.2	0	2.7	2.7	10	-0.3		-0.1	-0.3	0.2	0.9	4	0.1	0.2	0.3	0.6	6	-0.3	1
3	7	J1	A	E.POVEDA-J.JORDAN	VOLKSWAGEN GOLF GTI	57.0	0	1.0	1.0	2	-0.2	-0.4	0.0	-0.1	-0.1	0.8	3	-0.2	-0.1	-0.2	0.5	4	-0.1	7
4	3	H	A	S.CAÑELLAS-E.ALSINA	SEAT 124 ESPECIAL 1800	73.1	0	1.2	1.2	3	0.0	-0.4	0.1	0.1	0.5	1.1	10	0.0	0.2	0.4	0.6	8	0.3	3
5	5	H	A	C.MIRÓ-I.MATAVACAS	PORSCHE 911 SC	93.2	0	3.8	3.8	12	-0.2		-0.2	-0.4	-0.2	1.0	9	0.2	0.4	0.9	1.5	27	-0.1	5
6	38	I	A	G.PEREZ-A.VIVES	VOLVO 240 TURBO	94.8	0	2.2	2.2	9	-0.2	-0.2	0.4	0.4	0.5	1.7	24	0.2	1.1		1.3	22	0.8	38
7	79	J2	A	P.PLA-S.PLA	NISSAN BLUEBIRD 2.0	124.0	0	3.8	3.8	76	0.0	-0.1	2.0	2.2	2.8	7.1	61	0.3	2.7		3.0	46	-0.2	79
8	72	J2	A	A.C.RAMOS-I.M.TAVARES	TOYOTA COROLLA	124.8	0	3.8	3.8	69	-0.3	-0.4	-0.5	-0.8	-0.7	2.7	40	0.1	-0.1	-0.5	0.7	15	-0.2	72
9	42	I	A	J.P.VERNEUIL-A.CALDEIRA	RENAULT 5 ALPINE	151.7	0	3.8	3.8	42	-0.2	-0.3	0.0	0.0	0.8	1.3	16	-0.1	0.1		0.2	1	0.1	42
10	21	G	A	F.SEGÚ-J.SEGÚ	VW-PORSCHE 914/4	158.0	0	3.8	3.8	25	-0.5	-0.7	-0.2	-0.4	0.0	1.8	25	0.2	0.7	1.0	1.9	36	0.2	21
11	202	M	A	J.MARTI-X.TIBAU	HONDA AFRICA TWIN 650	165.0	0	3.8	3.8	83	0.0	-0.9	0.2	0.5	1.2	2.8	42	0.1	0.5	1.1	1.7	33	-1.1	202
12	64	J1	A	A.VERDAGUER-M.J.MORA	PORSCHE 944 TURBO	174.3	0	3.8	3.8	61	-0.2	-0.6	-0.2	-0.1	0.1	1.2	14	0.0	0.2	0.5	0.7	14	0.0	64
13	82	J2	A	R.VIDAL-I.CLARA	FORD SIERRA 2000	174.9	0	3.8	3.8	79	0.5	-0.2	0.0	0.0	0.2	0.9	7	0.5	0.5	-0.4	1.4	26	1.1	82
14	70	J2	A	J.BUSTINS-R.FERRÉS	VOLKSWAGEN GOLF GTI 16V	183.8	0	3.8	3.8	67	0.0	-1.0	-0.4	-0.4	-0.6	2.4	36	0.2	0.0	0.6	0.8	16	0.0	70
15	6	H	A	J.M.BARDOLET-J.SANCHEZ	SEAT 1430 -1600	184.8	0	1.8	1.8	6	0.0	-0.8	0.2	-0.1	-0.2	1.3	15	0.2	0.8	0.7	1.7	32	0.3	6
16	32	I	A	M.ONORATO-A.ONORATO	ALFA ROMEO ALFETTA 1.6	193.1	0	3.8	3.8	34	0.0	-0.2	0.4	0.8	0.6	2.0	29	-0.2		4.6	4.8	58	0.4	32
17	28	H	A	M.GODFREY-S.GODFREY	FORD ESCORT	197.3	0	1.7	1.7	4	0.7	0.3	0.9	1.5	1.7	5.1	55	1.8	1.8	2.2	5.8	64	0.3	28
18	62	J1	A	J.RENÚ-M.RENÚ	BMW 325i	202.7	0	3.8	3.8	59	0.2	-0.3	0.5	0.8	4.0	5.8	57	-0.2	0.0	0.2	0.4	3	0.3	62
19	36	I	A	R.SURROCA-C.BASART	VOLKSWAGEN GOLF GTI	230.6	0	3.8	3.8	38	-0.2	-0.6	-0.1	-0.4	-0.4	1.7	23	0.2	0.6	1.6	2.4	41	-0.1	36
20	27	H	A	A.GENÉ-G.RIERA	MG GT	236.2	0	3.8	3.8	31	0.1	-0.8	1.2	2.1	2.7	6.9	59	0.0	1.8	1.7	3.5	47	-0.2	27
21	30	I	A	J.M.MOLAS-A.SANCHEZ	FORD ESCORT RS2000	260.8	0	3.8	3.8	32	-0.5	-1.1	-0.5	-0.6	-0.7	3.4	45	-0.2	-0.1		0.3	2	-0.2	30
22	43	J1	A	J.M.ALVAREZ-R.FONTRODONA	VOLKSWAGEN GOLF GTI	273.0	0	3.8	3.8	43	-0.1	-0.6	0.1	0.2	0.1	1.1	11	0.1	0.9	1.7	2.7	44	-0.2	43
23	73	J2	A	H.K.HANSEN-K.F.JORGENSEN	LANCIA INTEGRALE 8V	280.6	0	3.8	3.8	70		0.3	1.6	1.3	1.2	4.4	51	0.2	0.4	0.6	1.2	19	0.2	73
24	201	M	A	F.COSTA-M.PUMAROLA	HONDA XL 600 PARIS DAKAR	303.9	0	2.1	2.1	8	-0.8	-1.9	-1.1	-1.5	-2.3	7.6	63	0.0	1.5		1.5	29	-1.4	201
25	4	G	A	V.SAGI-V.SAGI	PORSCHE 911 S	329.3	0	3.8	3.8	11	-0.8	-0.6	1.0	0.7	1.0	4.1	48	0.4	0.0	-2.1	2.5	42	0.4	4
26	63	J1	A	J.RIBERAS-J.CIRCUNS	PORSCHE 911 SC	334.8	0	3.8	3.8	60	0.0	-0.7	-0.7	-0.5	-0.7	2.6	38	-0.3	0.0	0.2	0.5	5	0.2	63
27	60	J1	A	J.VIDAL-D.ROBLEDILLO	AUTOBIANCHI A112 ABARTH	336.0	0	3.8	3.8	57	-0.3	-0.2	0.0	0.1	0.1	0.7	2	0.2	1.1		1.3	25	-0.1	60
28	51	J1	A	M.VELLANO-D.SCARCELLA	AUDI 80	349.2	0	3.8	3.8	51	-0.2	-0.5	-0.1	-0.4	-0.4	1.6	22	0.3	0.5	4.5	5.3	61	-0.8	51
29	19	G	A	J.L.MARCÓ-M.PEREZ-Z.	PORSCHE 911T	353.1	0	3.8	3.8	23	-0.2	-1.0	0.3	0.6	1.1	3.2	44	0.2	0.5		0.7	11	0.3	19
30	77	J2	A	J.COMPANYÓ-A.AGUSTÍ	PEUGEOT 205 1.3 RALLYE	361.4	0	3.8	3.8	74	0.0	-0.1	0.1	0.1	0.1	0.4	1	0.0	-0.1	0.5	0.6	10	0.1	77
31	17	G	A	J.REBOISSON-R.CHOVET	VOLVO AMAZON	414.5	15	3.8	3.8	21	0.2	-0.2	0.0	0.0	0.5	0.9	5	0.0	0.4	-0.2	0.6	9	0.2	17
32	204	M	A	R.GRIFOLS-D.GRIFOLS	BMW R100GS	426.6	0	3.8	3.8	85	-0.5	0.0	-1.3	-0.1	0.1	2.0	30	0.4	2.5	4.6	7.5	69	-1.4	204
33	33	I	A	J.FERRER-J.LLOVERAS	SEAT 124 FL-2000	437.5	0	3.8	3.8	35	-0.4	0.8	-0.2	0.7	0.2	2.3	33	0.4	1.5	2.4	4.3	56	0.0	33
34	59	J1	A	K.MUNTADA-M.EREA	PORSCHE 911 CARRERA	443.7	0	3.8	3.8	56	0.1	-0.5	0.3	0.1	-0.2	1.2	13	0.4	0.3		0.7	13	0.2	59
35	26	H	A	PHILIP SWAIN-D.GREEN	FORD MK1 ESCORT RS2000	491.9	0	3.8	3.8	30	-0.1	0.4	0.1	0.5	0.9	2.0	28	-0.3	1.0	3.5	4.8	57	-8.6	26
36	65	J1	A	A.FERNÁNDEZ-J.CASTRO	RENAULT 5 GT TURBO	513.5	0	3.8	3.8	62	-0.4	0.3	0.7	0.6	0.3	2.3	34	-0.5	2.1	1.3	3.9	54	0.0	65

by blunik technology

XVI RALLY COSTA BRAVA HISTORIC 2019

27/4/2019 13:04:47


Clasificacion Final Oficial 1a.Etapa

km 7.144 50.00km/h
 km 10.660 50.00km/h
 km 13.088 50.00km/h
 km 16.035 50.00km/h
 km 18.635 50.00km/h
 km 1.087 50.00km/h
 km 4.295 50.00km/h
 km 6.134 50.00km/h
 km 6.742 50.00km/h
 km 8.174 50.00km/h
 km 9.447 50.00km/h
 km 10.162 50.00km/h
 km 14.457 45.00km/h
 km 17.173 45.00km/h
 km 19.437 42.00km/h

TC05 OSOR-SUSQU

POS	DORS	CLA	MED	PILOTO - COPILOTO	VEHICULO	CS04B	CS04C	CS04D	CS04E	CS04F	TC 04	POS04	CS05A	CS05B	CS05C	CS05D	CS05E	CS05F	CS05G	CS05H	CS05I	CS05J	DORS
1	2	I	A	C.FORTUNY-C.JIMENEZ	LANCIA BETA COUPE	0.2	0.0	-0.2	0.7	0.2	1.6	6	-0.1	0.4	0.6	0.5	0.4	0.3	0.6	0.9		0.1	2
2	1	G	A	D.NOGEDA-S.GIRALT	PORSCHE 911S COUPE	-0.3	-0.4	-0.5	0.0	0.3	1.8	8	0.0	0.0	0.2	0.4	-0.2	-0.5	0.2	1.3	0.1	0.4	1
3	7	J1	A	E.POVEDA-J.JORDAN	VOLKSWAGEN GOLF GTI	0.1	0.1	0.0	-0.1	0.2	0.6	1	0.0	0.0	0.9	0.0	0.7	0.3	0.6	1.4	-0.4	0.2	7
4	3	H	A	S.CAÑELLAS-E.ALSINA	SEAT 124 ESPECIAL 1800	0.0	-0.4	-0.3	0.0	0.5	1.5	5	0.0	0.3	0.8	0.2	0.2	0.3		1.4	-0.4	0.8	3
5	5	H	A	C.MIRÓ-I.MATAVACAS	PORSCHE 911 SC	-0.1	0.3	0.1	0.1	0.3	1.0	2	0.0	0.4	1.0	0.5	0.0	0.2	0.9	1.0	-0.3	0.7	5
6	38	I	A	G.PEREZ-A.VIVES	VOLVO 240 TURBO	0.8	-0.2	-0.4	0.4	0.9	3.5	28	-0.2	0.4	1.0	0.0	-0.1	0.4	0.7	1.0	0.9	1.2	38
7	79	J2	A	P.PLA-S.PLA	NISSAN BLUEBIRD 2.0	0.0	0.0	0.4	0.3	0.2	1.1	3	0.6	0.0	1.4	0.7	0.2	1.0	1.8	2.5	1.2	0.9	79
8	72	J2	A	A.C.RAMOS-I.M.TAVARES	TOYOTA COROLLA	-0.2	-1.9		-0.1	1.1	3.5	29	-0.9	0.3	1.6	0.2	0.1	-0.6	-0.1	1.4	-0.6	1.7	72
9	42	I	A	J.P.VERNEUIL-A.CALDEIRA	RENAULT 5 ALPINE	0.2	1.8	1.5	0.1	0.2	3.9	32	0.0	0.1	1.0	0.1	0.0	0.8	0.5	2.2	-1.1	1.2	42
10	21	G	A	F.SEGÚ-J.SEGÚ	VW-PORSCHE 914/4	-0.1	1.0	0.7	0.3	0.3	2.6	22	0.1	0.5	0.8	1.3	1.2	1.4	2.6	4.1		2.3	21
11	202	M	A	J.MARTI-X.TIBAU	HONDA AFRICA TWIN 650	-0.4	1.5	2.0	0.5	0.9	6.4	49	0.2	0.0	0.3	0.6	1.0	1.4		1.2	-0.5	1.9	202
12	64	J1	A	A.VERDAGUER-M.J.MORA	PORSCHE 944 TURBO	0.1	-0.8	-0.6	-0.1	0.4	2.0	16	0.1	0.2	1.4	0.8	0.1	0.9		2.6	-0.5	0.3	64
13	82	J2	A	R.VIDAL-I.CLARA	FORD SIERRA 2000	1.4	0.1	-0.3	-0.2	0.5	3.6	30	1.4	-0.3	1.2		1.4	1.3	1.2	0.9	0.1	1.7	82
14	70	J2	A	J.BUSTINS-R.FERRÉS	VOLKSWAGEN GOLF GTI 16V	0.1	-1.1	-1.4	-1.4	-0.2	4.2	34	-0.1	-0.3	0.1	0.2	-1.2	-1.4	-0.9	2.9		-0.2	70
15	6	H	A	J.M.BARDOLET-J.SANCHEZ	SEAT 1430 -1600	0.2	0.5	0.1	0.6	0.7	2.4	18	0.4	0.1	1.1	1.0	-0.2	0.9		3.1	1.3	1.5	6
16	32	I	A	M.ONORATO-A.ONORATO	ALFA ROMEO ALFETTA 1.6	1.9	0.8	1.2	0.0	0.1	4.4	36	0.3	0.6	2.2	2.6	1.7	4.9	4.8	6.2	5.4	2.0	32
17	28	H	A	M.GODFREY-S.GODFREY	FORD ESCORT	1.3	-0.5	1.4	1.3	0.8	5.6	44	0.6	0.3	2.2		0.3	1.9	1.1	0.7	-1.0	1.7	28
18	62	J1	A	J.RENÚ-M.RENÚ	BMW 325i	0.3	1.5	1.5	0.1	0.2	3.9	33	-0.2	0.2	0.3	0.3	0.3	0.4	1.1	2.0	0.1	1.0	62
19	36	I	A	R.SURROCA-C.BASART	VOLKSWAGEN GOLF GTI	0.6	0.3	0.1	0.1	0.5	1.7	7	0.3	0.0	0.6	1.6	0.5	1.5		2.1	0.1	0.6	36
20	27	H	A	A.GENÉ-G.RIERA	MG GT	1.3	1.0	1.8	0.5	1.6	6.4	48	1.3	1.0	1.7	2.4	0.3	1.8		2.8	0.7	1.8	27
21	30	I	A	J.M.MOLAS-A.SANCHEZ	FORD ESCORT RS2000	0.2	-0.4	-0.8	-0.7	-0.2	2.5	20	0.0	0.4	1.5	1.0	0.3	0.6	1.3	1.8	-0.3	0.1	30
22	43	J1	A	J.M.ALVAREZ-R.FONTRODONA	VOLKSWAGEN GOLF GTI	0.1	-0.3	-0.5	-0.7	0.2	2.0	15	0.6	0.2	1.0		0.0	1.1	1.2	1.8	1.3	1.5	43
23	73	J2	A	H.K.HANSEN-K.F.JORGENSEN	LANCIA INTEGRALE 8V	0.9	0.2	0.8	3.4	0.0	5.5	42	-0.2	0.1	1.4	4.4	-1.1	1.0	1.5	1.7	-0.6	0.1	73
24	201	M	A	F.COSTA-M.PUMAROLA	HONDA XL 600 PARIS DAKAR	-0.6	0.9	-0.5	-0.7	-0.1	4.2	35	-0.1	-1.6	0.3	1.8	-1.0	-0.3	-0.4	0.9	-1.9	-0.2	201
25	4	G	A	V.SAGI-V.SAGI	PORSCHE 911 S	1.0	-1.4		0.1	0.6	3.5	27	0.4	0.3	1.9	0.6	-0.2	0.4	0.2	1.4	-0.8	0.2	4
26	63	J1	A	J.RIBERAS-J.CIRCUNS	PORSCHE 911 SC	0.5	-1.0	-1.4	-2.1	-2.7	7.9	53	0.4	-0.1	0.4	-0.2	-0.6	-0.8	-0.1	0.1	-3.1	-2.1	63
27	60	J1	A	J.VIDAL-D.ROBLEDILLO	AUTOBIANCHI A112 ABARTH	0.3	0.7	0.8	0.3	0.3	2.5	21	0.4	0.2	0.7	0.7	-0.1	0.4	0.6	0.8	-0.2	-0.1	60
28	51	J1	A	M.VELLANO-D.SCARCELLA	AUDI 80		-0.2	-0.3	0.1	0.4	1.8	10	0.4	-0.3	0.7	0.8	-0.8	-0.6	-0.4	-0.5	-0.9	1.1	51
29	19	G	A	J.L.MARCÓ-M.PEREZ-Z.	PORSCHE 911T	0.4	-0.3	-0.1	0.1	0.7	1.9	13	0.9	0.3	1.2	0.4	0.4	0.7	1.4	1.4	0.0	1.4	19
30	77	J2	A	J.COMPANYÓ-A.AGUSTÍ	PEUGEOT 205 1.3 RALLYE	0.4	0.0	0.3	0.3	0.2	1.3	4	0.3	0.5	1.2	0.3	0.1	0.4	1.2	2.1	-0.2	1.0	77
31	17	G	A	J.REBOISSON-R.CHOVET	VOLVO AMAZON	2.3	-0.7	-2.8	-4.0	-5.3	15.3	67	0.4	0.1	1.2	1.4	-0.9	-0.2	-1.7	-1.4	-4.2	-4.3	17
32	204	M	A	R.GRIFOLS-D.GRIFOLS	BMW R100GS	-0.7	4.3	-0.3	-4.2		10.9	62	2.2	0.7	1.3	2.3	-0.9	0.8	0.5	1.2	-0.1	-2.6	204
33	33	I	A	J.FERRER-J.LLOVERAS	SEAT 124 FL-2000	1.1	0.6	0.2	-0.1	0.0	2.0	14	1.3	0.5	2.6	3.9	2.2	2.8	4.5	7.0	5.4	5.7	33
34	59	J1	A	K.MUNTADA-M.ERRA	PORSCHE 911 CARRERA	0.2	-0.2	0.1	0.2	0.9	1.8	11	0.1	-0.1	1.0	1.1	1.1	1.1	1.3	1.7	0.2	1.1	59
35	26	H	A	PHILIP SWAIN-D.GREEN	FORD MK1 ESCORT RS2000	1.6		0.9	0.7	-2.5	14.3	65	2.2	0.5	2.7	4.1	0.0	1.0	1.4	10.3	7.2	2.9	26
36	65	J1	A	A.FERNÁNDEZ-J.CASTRO	RENAULT 5 GT TURBO	1.8	6.5	0.7	-1.5	-0.4	10.9	61	5.3	-5.8	2.5		-1.7	-0.6	-0.6	1.7	-0.2	2.0	65

by blunik technology




XVI RALLY COSTA BRAVA HISTORIC 2019

27/4/2019 13:04:47

Clasificacion Final Oficial 1a.Etapa

POS	DORS	CLA	MED	PILOTO - COPILOTO	VEHICULO	CS05K	CS05L	TC 05	POS05	SEC01	TC06 CAPSACOSTA						TC08 COLL DE SA						DORS	
											CS06A	CS06B	CS06C	CS06E	CS06F	CS06G	CS06H	TC 06	POS06	CS08A	CS08B	CS08C		CS08D
1	2	I	A	C.FORTUNY-C.JIMENEZ	LANCIA BETA COUPE	-0.1	0.8	4.8	4	8.8	0.1	-0.6	-0.1	0.2	0.0	0.0	0.1	1.1	1	-0.5	0.1	-0.3	0.3	2
2	1	G	A	D.NOAREDA-S.GIRALT	PORSCHE 911S COUPE	0.2	0.7	4.2	1	10.2	0.1	-0.4	0.7	-0.2	0.2	0.2	-0.8	2.6	4	-0.4	0.1	-0.1	0.6	1
3	7	J1	A	E.POVEDA-J.JORDAN	VOLKSWAGEN GOLF GTI	-0.2		4.7	3	7.6	-0.4	-0.7	0.8	0.3	-0.1	0.4	0.3	3.0	8	0.1	0.8	-0.1	0.2	7
4	3	H	A	S.CAÑELLAS-E.ALSINA	SEAT 124 ESPECIAL 1800	-0.2	1.2	5.8	6	10.2	0.0	-0.2	-2.0	0.0	0.0	0.0	-0.2	2.4	2	-0.1	1.9	-0.2	0.6	3
5	5	H	A	C.MIRÓ-I.MATAVACAS	PORSCHE 911 SC	0.3	0.7	6.0	8	13.3	0.0	-0.9	0.6	0.0	0.4	0.0	-0.8	2.7	5	0.5	1.8	0.1	0.2	5
6	38	I	A	G.PEREZ-A.VIVES	VOLVO 240 TURBO	0.4	1.2	7.5	11	16.2	0.0	-1.1	-1.9	-0.6	-0.9	0.3	-0.7	5.5	14	-0.6	0.6	-0.7	0.5	38
7	79	J2	A	P.PLA-S.PLA	NISSAN BLUEBIRD 2.0	0.0	0.6	10.9	31	25.9	0.0	-0.8	-5.1	0.6	0.0	0.2	1.5	8.2	19	0.0	3.1	0.3	0.9	79
8	72	J2	A	A.C.RAMOS-I.M.TAVARES	TOYOTA COROLLA	1.1	1.5	10.1	25	20.8	-1.5	-1.8	-1.8	0.3	-0.5	-0.1	8.6	14.6	36	-0.4	2.4	0.1	-0.2	72
9	42	I	A	J.P.VERNEUIL-A.CALDEIRA	RENAULT 5 ALPINE	1.0	1.5	9.5	22	18.7	0.1	-0.8	0.0	0.3	-0.2	0.1	1.8	3.3	10	-0.1	2.7	0.7	-0.1	42
10	21	G	A	F.SEGÚ-J.SEGÚ	VW-PORSCHE 914/4	1.2	0.3	15.8	46	25.9	0.4	-0.6	-2.0	0.7	0.1	0.3	-0.6	4.7	12	-0.4	1.4	0.0	-0.2	21
11	202	M	A	J.MARTI-X.TIBAU	HONDA AFRICA TWIN 650	1.8	1.9	10.8	30	25.5	0.0	0.0	2.2	1.0	1.1	0.9	0.2	5.4	13	-0.6	3.6	0.6	1.9	202
12	64	J1	A	A.VERDAGUER-M.J.MORA	PORSCHE 944 TURBO	0.1	1.1	8.1	16	15.8	0.2	-1.1	0.1	0.2	0.4	0.2	0.2	2.4	3	0.0	2.4	0.2	0.6	64
13	82	J2	A	R.VIDAL-I.CLARA	FORD SIERRA 2000	0.9	2.5	12.9	39	22.6	0.1	0.7	-7.3	0.3	-1.2	0.2	-0.5	10.3	24	0.8	2.4	-0.4	1.3	82
14	70	J2	A	J.BUSTINS-R.FERRÉS	VOLKSWAGEN GOLF GTI 16V	-0.9	1.0	9.2	20	20.4	0.0	-1.1	4.2	0.5	0.1	-0.2	-1.2	7.3	17	-0.4	4.7	-3.2	-0.4	70
15	6	H	A	J.M.BARDOLET-J.SANCHEZ	SEAT 1430 -1600	0.7	1.2	11.5	32	18.7	0.8	-0.3	0.6	0.6	0.1	0.1	17.3	19.8	43	0.3	1.9	0.6	0.7	6
16	32	I	A	M.ONORATO-A.ONORATO	ALFA ROMEO ALFETTA 1.6	0.6	1.4	32.7	63	47.7	-0.8	-0.6	-1.7	1.8	1.4	0.5	0.9	7.7	18	1.2	6.1	-1.0	-0.1	32
17	28	H	A	M.GODFREY-S.GODFREY	FORD ESCORT	1.7	1.9	13.4	41	31.6	0.9	-0.5	-3.1	1.3	1.0	1.0	1.0	8.8	22	1.0	5.8	-0.7	0.0	28
18	62	J1	A	J.RENÚ-M.RENÚ	BMW 325i	0.4		6.3	9	20.2	9.3	-0.5	2.3	0.4	0.3	0.3	1.2	14.3	35	0.4	1.4	-0.5	0.8	62
19	36	I	A	R.SURROCA-C.BASART	VOLKSWAGEN GOLF GTI	0.3	1.1	8.7	19	18.3	0.1	-0.7	-5.9	0.6	-0.4	-0.2	-0.5	8.4	20	0.5	4.4	0.3	0.5	36
20	27	H	A	A.GENÉ-G.RIERA	MG GT	-0.3	2.1	16.2	49	36.8	-0.3	0.0	-1.5	1.1	0.2	0.1	1.1	4.3	11	0.3	5.5	-0.2	0.0	27
21	30	I	A	J.M.MOLAS-A.SANCHEZ	FORD ESCORT RS2000	-0.5	0.5	8.3	17	18.3	0.0	-0.9	-8.0	0.2	-0.6	-0.2	-2.4	12.3	26	0.2	1.4	-0.2	-0.4	30
22	43	J1	A	J.M.ALVAREZ-R.FONTRODONA	VOLKSWAGEN GOLF GTI	0.3	1.3	10.3	26	19.9	0.1	-0.6	2.9	1.0	0.0	0.1	8.3	13.0	30	-0.1	5.8	0.9	0.7	43
23	73	J2	A	H.K.HANSEN-K.F.JORGENSEN	LANCIA INTEGRALE 8V	-0.5	-0.5	13.1	40	28.0	0.0	-1.0	-5.9	1.4	-0.4	-0.2	50.0	58.9	57	1.8	4.6	0.2	0.0	73
24	201	M	A	F.COSTA-M.PUMAROLA	HONDA XL 600 PARIS DAKAR	-1.2	0.0	9.7	23	25.1	-1.0	-1.6	-3.0	0.0	-2.2	-2.7	-7.2	17.7	38	-0.7	3.0	-3.8	-0.6	201
25	4	G	A	V.SAGI-V.SAGI	PORSCHE 911 S	0.6	1.1	8.1	15	22.0	-0.4	-0.4	-3.6	0.4	0.2	0.0	-3.7	8.7	21	0.0	3.4	-1.7	1.2	4
26	63	J1	A	J.RIBERAS-J.CIRCUNS	PORSCHE 911 SC		-2.4	10.3	28	25.1	-0.2	-0.2	0.6	0.5	-0.2	-0.3	-0.8	2.8	7	-0.2	2.9	-0.2	-1.7	63
27	60	J1	A	J.VIDAL-D.ROBLEDILLO	AUTOBIANCHI A112 ABARTH	-1.0	0.3	5.5	5	13.8	-0.1	-3.1	-12.0	0.7	-0.1	0.4	1.6	18.0	40	-0.5	1.9	0.4	0.8	60
28	51	J1	A	M.VELLANO-D.SCARCELLA	AUDI 80	-0.2	0.9	7.6	13	20.1	4.9	4.8	0.9	-1.3	-2.1	-0.5	-3.4	17.9	39	0.3	2.2	2.8	-0.3	51
29	19	G	A	J.L.MARCÓ-M.PEREZ-Z.	PORSCHE 911T	0.8	0.5	9.4	21	19.0	-0.1	-0.2	-1.9	0.9	0.4	0.5	13.3	17.3	37		50.0	50.0	50.0	19
30	77	J2	A	J.COMPANYÓ-A.AGUSTÍ	PEUGEOT 205 1.3 RALLYE	0.2		7.5	12	13.6	0.2	-1.0	-4.0	0.7	0.0	0.0	4.2	10.1	23	0.6	2.3	-0.2	0.2	77
31	17	G	A	J.REBOISSON-R.CHOVET	VOLVO AMAZON	-5.1		20.9	54	41.5	-0.7	-1.6	18.1	7.8	4.5	2.7	4.4	39.8	53	-0.2	4.1	-1.2	-2.9	17
32	204	M	A	R.GRIFOLS-D.GRIFOLS	BMW R100GS	-2.3	0.6	15.5	44	39.7	0.3	-2.3	-3.9	1.4	-1.8	-1.1	-3.3	14.1	32	-0.3	1.3	-0.4	-3.4	204
33	33	I	A	J.FERRER-J.LLOVERAS	SEAT 124 FL-2000	4.7		40.6	67	53.0	0.5	-0.6	-8.1	0.9	0.5	0.2	10.4	21.2	45	2.4	5.6	2.3	3.6	33
34	59	J1	A	K.MUNTADA-M.EREA	PORSCHE 911 CARRERA	-0.3	1.2	10.3	27	17.8	0.3	-0.2	50.0		50.0	50.0	14.6	165.1	67	-0.5	1.4	-0.1	-0.2	59
35	26	H	A	PHILIP SWAIN-D.GREEN	FORD MK1 ESCORT RS2000	0.8	3.1	36.2	64	61.1	11.8	18.9	14.0	19.4	16.1	6.2	40.1	126.5	62	1.1	7.0	4.2	-1.0	26
36	65	J1	A	A.FERNÁNDEZ-J.CASTRO	RENAULT 5 GT TURBO	1.0	3.3	24.7	57	45.6	4.1	-1.2	5.5	3.1	2.0	0.5	-7.6	24.0	47	0.1	4.9	-2.6	-0.1	65

by blunik technology



XVI RALLY COSTA BRAVA HISTORIC 2019

27/4/2019 13:04:47

Clasificacion Final Oficial 1a.Etapa

TC09 SANT JOAN-
 km 0-544 30.00km/h
 km 1-831 40.00km/h
 km 3-522 40.00km/h
 km 13-177 50.00km/h
 km 19-847 50.00km/h
 km 21-836 50.00km/h
 km 23-526 50.00km/h
 km 24-426 40.00km/h
 km 32-371 40.00km/h
 km 38-399 40.00km/h
 km 46-155 40.00km/h
 km 48-575 40.00km/h
 km 50-014 40.00km/h
 km 51-899 40.00km/h

POS	DORS	CLA	MED	PILOTO - COPILOTO	VEHICULO	TC 08	POS08	CS09A	CS09B	CS09C	CS09D	CS09E	CS09F	CS09G	CS09H	CS09I	CS09J	CS09K	CS09L	CS09M	CS09N	TC 09	POS09	DORS
1	2	I	A	C.FORTUNY-C.JIMENEZ	LANCIA BETA COUPE	1.2	2	-0.5	-0.4	3.5	1.2	2.1	2.6	3.3	0.9	0.3	-0.2	-0.4	1.2	-0.1		16.7	1	2
2	1	G	A	D.NOAREDA-S.GIRALT	PORSCHE 911S COUPE	1.2	1	0.2	2.0	2.2	1.2	2.8		2.8	-1.1	0.4	0.1	-0.2	0.9	0.2	3.9	18.0	2	1
3	7	J1	A	E.POVEDA-J.JORDAN	VOLKSWAGEN GOLF GTI	1.2	3	-1.8	0.1	4.4	1.4	2.5		4.5	0.6	0.0	-1.3	-0.5	1.2	-0.1	4.3	22.7	3	7
4	3	H	A	S.CAÑELLAS-E.ALSINA	SEAT 124 ESPECIAL 1800	2.8	9	0.0	-0.3	4.3	2.0	2.4	12.2	6.9	-0.1	0.2	0.0	-0.3	2.0	0.4	3.5	34.6	4	3
5	5	H	A	C.MIRÓ-I.MATAVACAS	PORSCHE 911 SC	2.6	8	0.0	0.1	7.2	3.3	4.1	6.8	14.5		1.1	-0.3	1.7	2.2	-0.4	5.3	47.0	9	5
6	38	I	A	G.PEREZ-A.VIVES	VOLVO 240 TURBO	2.4	7	-0.7	-0.4	5.8	2.0	2.9	7.9	17.9		0.8	0.0	-0.4	1.2	-0.1	4.1	44.2	7	38
7	79	J2	A	P.PLA-S.PLA	NISSAN BLUEBIRD 2.0	4.3	22	-1.5	0.0	5.9	2.7	3.2	8.1	11.9		0.1	-0.2	-1.0	1.2	1.0	4.9	41.7	6	79
8	72	J2	A	A.C.RAMOS-I.M.TAVARES	TOYOTA COROLLA	3.1	11	-0.2	0.9	9.3	3.7	4.8	8.4	16.0		1.5	-0.6	-1.3	0.0	0.4	4.2	51.3	11	72
9	42	I	A	J.P.VERNEUIL-A.CALDEIRA	RENAULT 5 ALPINE	3.6	19	1.0	5.5	14.8	3.7	6.0	13.8	29.7		1.2	0.1	1.8	2.0	0.5	9.6	89.7	17	42
10	21	G	A	F.SEGÚ-J.SEGÚ	VW-PORSCHE 914/4	2.0	4	0.5	-0.4	4.6	0.5	2.7	7.4	10.0	9.2	3.0	0.5	-0.3	1.9	1.3	4.0	46.3	8	21
11	202	M	A	J.MARTI-X.TIBAU	HONDA AFRICA TWIN 650	6.7	42	0.3	0.3	7.8	1.3	3.9	7.9	25.0		4.5	23.0	0.1	1.1	-0.7	3.4	79.3	16	202
12	64	J1	A	A.VERDAGUER-M.J.MORA	PORSCHE 944 TURBO	3.2	12	-0.5	0.2	13.7	4.3	3.7	12.8	23.8		1.3	-0.5	0.5	1.4	0.4	5.1	68.2	15	64
13	82	J2	A	R.VIDAL-I.CLARA	FORD SIERRA 2000	4.9	25	-2.7	3.5	49.1	3.7		0.0	0.0	0.0	0.0	0.0	0.0	0.0	0.0	0.0	59.0	13	82
14	70	J2	A	J.BUSTINS-R.FERRÉS	VOLKSWAGEN GOLF GTI 16V	8.7	51	-1.0	-0.5	7.6	2.6	3.3	6.5	16.0		0.7	-0.6	1.0	1.2	1.1	4.9	47.0	10	70
15	6	H	A	J.M.BARDOLET-J.SANCHEZ	SEAT 1430 -1600	3.5	16	4.5	7.8		2.6	4.3	6.8	10.0	9.2	0.1	0.7	0.5	2.0	1.0	5.0	54.5	12	6
16	32	I	A	M.ONORATO-A.ONORATO	ALFA ROMEO ALFETTA 1.6	8.4	50	-1.5	0.8	14.0	3.0	3.8	9.7	19.5		2.0	-2.0	1.3	1.0	1.9	4.7	65.2	14	32
17	28	H	A	M.GODFREY-S.GODFREY	FORD ESCORT	7.5	45	-0.3	4.7		4.8	4.4	11.3	24.8	26.0	2.5	0.1	1.9	2.1	2.1	6.4	91.4	19	28
18	62	J1	A	J.RENÚ-M.RENÚ	BMW 325I	3.1	10	2.8	2.3	15.1	4.1	5.3	13.2	24.5	24.5	1.8	-1.3	1.1	5.2	1.2	4.9	107.3	22	62
19	36	I	A	R.SURROCA-C.BASART	VOLKSWAGEN GOLF GTI	5.7	34	-0.5	0.4	10.0	2.9	4.5	14.3	21.3	24.6	1.8	-0.1	1.5	2.3	1.2	5.0	90.4	18	36
20	27	H	A	A.GENÉ-G.RIERA	MG GT	6.0	36	-0.9	0.6	26.9	5.6	6.3	29.4	50.0		2.1	-1.0	0.9	0.9	0.6	7.7	132.9	28	27
21	30	I	A	J.M.MOLAS-A.SANCHEZ	FORD ESCORT RS2000	2.2	5	-0.4	-0.2	8.7	0.8	15.9	33.3	50.0		3.9	0.0	0.9	1.8	6.6	11.6	134.1	29	30
22	43	J1	A	J.M.ALVAREZ-R.FONTRODONA	VOLKSWAGEN GOLF GTI	7.5	46	-1.5	6.7	21.3	5.5	7.3	21.7	38.5		2.3	-0.3	1.9	2.3	3.7	18.0	131.0	26	43
23	73	J2	A	H.K.HANSEN-K.F.JORGENSEN	LANCIA INTEGRALE 8V	6.6	39	2.3	1.2	12.6	1.9	2.4	11.9	22.6	28.0		-1.4	-0.7	-0.3	3.0	3.7	92.0	20	73
24	201	M	A	F.COSTA-M.PUMAROLA	HONDA XL 600 PARIS DAKAR	8.1	48	-2.3	-1.4	13.1	3.9	3.6	21.4	46.5		2.5	-1.0	0.5	2.0	1.1	5.5	104.8	21	201
25	4	G	A	V.SAGI-V.SAGI	PORSCHE 911 S	6.3	37	3.3	6.8	37.5	8.0	33.6		50.0	50.0	0.2	0.1	4.2	3.4	4.8	11.4	213.3	37	4
26	63	J1	A	J.RIBERAS-J.CIRCUNS	PORSCHE 911 SC	5.0	26	-1.0	0.3	8.0	1.8	-1.9	5.5	21.1		-13.1	-16.8	-16.1	-15.5	-17.4	-14.3	132.8	27	63
27	60	J1	A	J.VIDAL-D.ROBLEDILLO	AUTOBIANCHI A112 ABARTH	3.6	20		48.8	45.3	2.8	33.3	36.3	45.1	46.3	1.4	-1.3	0.1	2.4	1.8	6.0	270.9	42	60
28	51	J1	A	M.VELLANO-D.SCARCELLA	AUDI 80	5.6	32	0.2	0.7	14.4	5.2	2.8	15.2	31.6	40.1	0.5	-1.4	-0.8	0.0	0.7	3.4	117.0	24	51
29	19	G	A	J.L.MARCÓ-M.PEREZ-Z.	PORSCHE 911T	150.0	82	-0.6	-0.4	8.8	1.0	3.4	5.3	6.6	2.1	0.8	-0.2	-0.3	1.3	1.0	4.4	36.2	5	19
30	77	J2	A	J.COMPANYÓ-A.AGUSTÍ	PEUGEOT 205 1.3 RALLYE	3.3	15	1.9	0.1	11.1	10.3	10.0	25.4	36.8	48.9	50.0	-0.7	0.6	1.6	0.9	5.8	204.1	36	77
31	17	G	A	J.REBOISSON-R.CHOVET	VOLVO AMAZON	8.4	49	3.2	5.6	21.3	3.5	17.0	48.4	50.0		5.8	-1.5	0.0	0.9	-0.3	4.6	162.1	32	17
32	204	M	A	R.GRIFOLS-D.GRIFOLS	BMW R100GS	5.4	30	-1.8	1.0	31.5	3.8	30.4		50.0	50.0	4.8	-13.8	-10.8	-12.7	-8.7	0.7	220.0	38	204
33	33	I	A	J.FERRER-J.LLOVERAS	SEAT 124 FL-2000	13.9	59	-0.9	2.0	20.3	9.5	45.9		50.0	50.0	9.7	8.4	9.0	8.3	11.6	19.3	244.9	40	33
34	59	J1	A	K.MUNTADA-M.EREA	PORSCHE 911 CARRERA	2.2	6	50.0	44.5	50.0	3.0	8.4	7.4	12.5	9.6	0.4	-1.5	0.7	2.5	5.8	6.9	203.2	35	59
35	26	H	A	PHILIP SWAIN-D.GREEN	FORD MK1 ESCORT RS2000	13.3	58	-0.6	-0.1	18.1	5.7	20.1	37.8	50.0		-6.6	-10.7	-8.5	-9.2	-8.5	1.1	177.0	34	26
36	65	J1	A	A.FERNÁNDEZ-J.CASTRO	RENAULT 5 GT TURBO	7.7	47	0.5	3.7	32.7	5.2	10.5	32.9	50.0		-13.0	-15.5	-24.9	-6.0	7.2	30.8	232.9	39	65

by blunik technology


XVI RALLY COSTA BRAVA HISTORIC 2019

27/4/2019 13:04:47

Clasificacion Final Oficial 1a.Etapa

POS	DORS	CLA	MED	PILOTO - COPILOTO	VEHICULO	TC10 LES ENCIES										TC 10	POS10	TC11 MAS LLUNES						TC 11	POS11	TC12 SANT GRAU-	
						CS10A	CS10B	CS10C	CS10D	CS10E	CS10F	CS10G	CS10H	CS11A	CS11B			CS11C	CS11D	CS11E	CS12A	DORS					
1	2	I	A	C.FORTUNY-C.JIMENEZ	LANCIA BETA COUPE	0.5	0.4	0.1	1.0	-0.6	-0.1	-0.4	-1.2	4.3	3	0.0	3.3	4.4	-0.7	2.0	10.4	2	-0.3	2			
2	1	G	A	D.NOAREDA-S.GIRALT	PORSCHE 911S COUPE	0.5	0.7	0.2	0.7	0.0	0.9	0.4	0.1	3.5	2	0.5	3.7	6.9	-0.3	1.0	12.4	4	-0.3	1			
3	7	J1	A	E.POVEDA-J.JORDAN	VOLKSWAGEN GOLF GTI	0.2	0.1	0.4	-1.3	0.3	-0.3	0.1	-0.4	3.1	1	0.7	4.4	5.8	0.5	1.2	12.6	5	-0.3	7			
4	3	H	A	S.CAÑELLAS-E.ALSINA	SEAT 124 ESPECIAL 1800	0.5	0.9	0.7	1.6	0.1	0.8	-0.4	-1.1	6.1	8	-0.1	3.4	7.8	2.3		13.6	6	-0.1	3			
5	5	H	A	C.MIRÓ-I.MATAVACAS	PORSCHE 911 SC	0.7	0.9	-0.4	0.4	1.3	0.4	1.0	0.8	5.9	6	0.5	3.9	7.2	1.2	2.5	15.3	9	0.0	5			
6	38	I	A	G.PEREZ-A.VIVES	VOLVO 240 TURBO	0.7	0.8	0.6	1.4	0.2	1.3	0.5	-0.1	5.6	5	-0.3	3.7	6.3	0.4	4.5	15.2	8	-0.1	38			
7	79	J2	A	P.PLA-S.PLA	NISSAN BLUEBIRD 2.0	0.2	0.7	3.1	8.2	0.9	1.3	1.0	1.0	16.4	22	0.4	3.7	8.7	3.9	3.4	20.1	15	-0.5	79			
8	72	J2	A	A.C.RAMOS-I.M.TAVARES	TOYOTA COROLLA	-0.1	-0.8	-1.4	0.6	0.7	0.9	1.3	0.4	6.2	9	-0.1	3.4	9.3	3.8	2.3	18.9	11	-0.2	72			
9	42	I	A	J.P.VERNEUIL-A.CALDEIRA	RENAULT 5 ALPINE	0.3	1.2	-0.4	0.7	-0.1	1.0	0.9	0.8	5.4	4	-0.1	2.4	8.0	5.0	3.8	19.3	12	-0.1	42			
10	21	G	A	F.SEGÚ-J.SEGÚ	VW-PORSCHE 914/4	0.7	0.7	1.0	0.0	-15.1	-11.4	-22.4		51.3	34	0.9	3.9	6.2	0.1	9.0	20.1	14	-0.2	21			
11	202	M	A	J.MARTI-X.TIBAU	HONDA AFRICA TWIN 650	0.3	0.2	4.9	3.7	-1.3	0.6	0.3	0.2	11.5	17	1.4	4.5	8.9	2.1	6.9	23.8	17	-0.8	202			
12	64	J1	A	A.VERDAGUER-M.J.MORA	PORSCHE 944 TURBO	0.4	0.5	10.4	14.5	10.5	11.8	3.8	1.5	53.4	35	0.3	4.1	6.8	10.3	4.0	25.5	19	-0.1	64			
13	82	J2	A	R.VIDAL-I.CLARA	FORD SIERRA 2000	0.3	0.2	-2.1	-1.2	-1.7	-1.5	-1.4	-3.1	11.5	16	-0.1	3.4	4.2	-0.6	1.4	9.7	1	1.2	82			
14	70	J2	A	J.BUSTINS-R.FERRÉS	VOLKSWAGEN GOLF GTI 16V	0.0	0.1	-0.8	0.0	-14.0	-18.2	-20.9	-21.8	75.8	42	-1.0	3.8	5.3	0.7	0.9	11.7	3	-0.5	70			
15	6	H	A	J.M.BARDOLET-J.SANCHEZ	SEAT 1430 -1600	-4.3	-4.0	-1.5	0.1	-2.5	0.8	5.0	11.1	29.3	28	0.7	4.2	7.8	9.0	17.6	39.3	32	-0.5	6			
16	32	I	A	M.ONORATO-A.ONORATO	ALFA ROMEO ALFETTA 1.6	0.2	0.0	0.2	2.7	1.0	3.8	0.8	1.5	10.2	13	1.1	5.0	16.1	3.4	9.1	34.7	30	-0.2	32			
17	28	H	A	M.GODFREY-S.GODFREY	FORD ESCORT	0.8	0.7	1.6	0.1	1.7	1.8	0.8	1.1	8.6	11	1.4	3.7	5.1	3.9	20.0	34.1	27	1.4	28			
18	62	J1	A	J.RENÚ-M.RENÚ	BMW 325i	0.6	0.6	7.1	10.6	0.2	-0.1	-0.2		19.4	25	-0.9	3.8	6.6	10.1	5.6	27.0	21	-0.2	62			
19	36	I	A	R.SURROCA-C.BASART	VOLKSWAGEN GOLF GTI	0.5	0.4	2.3	4.1	-15.2	-12.6	-22.5		57.6	36	1.2	4.4	11.9	2.0	14.9	34.4	28	-0.4	36			
20	27	H	A	A.GENÉ-G.RIERA	MG GT	-0.3	0.4	1.3	2.0	2.0	9.9	1.6	-0.4	17.9	23	0.8	5.5	10.4	5.3	5.3	27.3	22	-0.4	27			
21	30	I	A	J.M.MOLAS-A.SANCHEZ	FORD ESCORT RS2000	0.1	0.1	0.0	3.1	2.1	1.5	0.9	0.5	8.3	10	0.3	3.3	6.9	13.2	12.6	36.3	31	-0.5	30			
22	43	J1	A	J.M.ALVAREZ-R.FONTRODONA	VOLKSWAGEN GOLF GTI	0.3	0.2	4.9	6.4	-13.6	-6.1	-8.8	-18.8	59.1	37	1.0	4.3	8.6	3.4	16.5	33.8	25	-0.5	43			
23	73	J2	A	H.K.HANSEN-K.F.JORGENSEN	LANCIA INTEGRALE 8V	0.1	0.3	20.7	21.9	-1.1	-0.1	-2.9	-3.0	50.1	33	-0.3	3.2	5.2	10.2	5.6	24.5	18	-0.3	73			
24	201	M	A	F.COSTA-M.PUMAROLA	HONDA XL 600 PARIS DAKAR	-0.6	-1.8	-1.4	2.0	-12.4	-8.0	-12.6	-44.6	83.4	45	1.2	5.2	6.4	7.3	13.9	34.0	26	-1.0	201			
25	4	G	A	V.SAGI-V.SAGI	PORSCHE 911 S	-0.3	-1.0	2.2	4.0	2.1	7.2	8.5	3.6	28.9	27	0.7	3.9	10.0	6.0	14.0	34.6	29	-0.4	4			
26	63	J1	A	J.RIBERAS-J.CIRCUNS	PORSCHE 911 SC	0.4	0.0	9.4	6.8	8.8	8.5	0.3	-1.3	35.5	29	0.6	2.6	7.5	18.5	15.0	44.2	35	0.2	63			
27	60	J1	A	J.VIDAL-D.ROBLEDILLO	AUTOBIANCHI A112 ABARTH	1.0	1.4	1.1	1.2	0.3	-0.1	0.2	-0.7	6.0	7	0.8	4.3	7.0	-1.2	0.3	13.6	7	0.4	60			
28	51	J1	A	M.VELLANO-D.SCARCELLA	AUDI 80	1.3	1.2	29.2	27.4	3.2	3.0	0.4	-1.2	66.9	40	0.2	3.0	50.0	50.0		103.2	47	0.4	51			
29	19	G	A	J.L.MARCÓ-M.PEREZ-Z.	PORSCHE 911T	0.9	1.3	0.8	2.2	0.9	2.0	0.7	0.2	9.0	12	0.0	3.5	7.8	50.0	50.0	111.3	50	-0.1	19			
30	77	J2	A	J.COMPANYÓ-A.AGUSTÍ	PEUGEOT 205 1.3 RALLYE	0.6	1.0	4.6	6.1	-13.5	-15.2	-23.0		64.0	39	0.3	3.2	8.3	17.8	27.3	56.9	38	-0.5	77			
31	17	G	A	J.REBOISSON-R.CHOVET	VOLVO AMAZON	0.9	-1.4	1.7	4.5	-1.0	2.9	-1.1	1.3	14.8	20	0.8	2.5	9.1	42.6	50.0	105.0	48	-0.2	17			
32	204	M	A	R.GRIFOLS-D.GRIFOLS	BMW R100GS	0.0	-1.7	3.1	8.0	-1.2	3.4	-0.8	3.4	21.6	26	1.3	5.8	6.6	-1.2	11.2	26.1	20	-1.6	204			
33	33	I	A	J.FERRER-J.LLOVERAS	SEAT 124 FL-2000	0.9	0.0	5.2	5.9	-0.5	3.1	-1.3	1.2	18.1	24	3.4	7.4	11.7	11.4	21.4	55.3	37	0.5	33			
34	59	J1	A	K.MUNTADA-M.ERRA	PORSCHE 911 CARRERA	-0.1	0.5	1.0	1.4	2.3	3.0	2.2	2.4	12.9	19	0.7	3.8	9.5	10.6	8.0	32.6	23	-0.1	59			
35	26	H	A	PHILIP SWAIN-D.GREEN	FORD MK1 ESCORT RS2000	0.7	2.2	1.0	2.6	-0.2	1.6	1.1	-1.7	11.1	14	0.5	5.2	8.5	0.1	3.4	17.7	10	0.3	26			
36	65	J1	A	A.FERNÁNDEZ-J.CASTRO	RENAULT 5 GT TURBO	0.1	-0.5	3.8	3.4	-0.8	1.3	-1.2	-0.4	11.5	15	0.6	2.8	13.2	7.7	19.4	43.7	34	-1.9	65			

by blunik technology



XVI RALLY COSTA BRAVA HISTORIC 2019

27/4/2019 13:04:47


Clasificacion Final Oficial 1a.Etapa

km 4-839 50.00km/h
 km 7-285 50.00km/h
 km 8-850 50.00km/h
 km 10-045 40.00km/h
 km 12-742 40.00km/h
 km 16-163 50.00km/h
 km 19-001 50.00km/h
 km 21-457 50.00km/h
 km 22-887 50.00km/h
 km 23-987 50.00km/h
 km 31-806 50.00km/h
 km 35-192 50.00km/h
 km 38-678 50.00km/h

POS	DORS	CLA	MED	PILOTO - COPILOTO	VEHICULO	CS12B	CS12C	CS12D	CS12E	CS12G	CS12H	CS12I	CS12J	CS12K	CS12L	CS12M	CS12N	CS12O	TC 12	POS12	SEC02	DORS
1	2	I	A	C.FORTUNY-C.JIMENEZ	LANCIA BETA COUPE	-0.6	-0.5	0.1	-1.2	-0.5	0.8	-0.7	-1.5	-1.6	-0.6	-0.4	-0.6	-0.4	9.8	12	43.5	2
2	1	G	A	D.NOAREDA-S.GIRALT	PORSCHE 911S COUPE	-0.1	-0.2	0.3	0.6	-0.5	0.2	-0.3	-0.7	-0.6	0.4	-0.3	0.1	0.7	5.3	3	43.0	1
3	7	J1	A	E.POVEDA-J.JORDAN	VOLKSWAGEN GOLF GTI	-0.1	0.1	0.4	-1.3	-0.7	-0.5	-0.4	-0.8	-0.2	0.5	0.4	-0.7	0.4	6.8	7	49.4	7
4	3	H	A	S.CAÑELLAS-E.ALSINA	SEAT 124 ESPECIAL 1800	-0.2	0.1	0.0	0.6	-0.5	0.1	-0.4	-0.3	0.1	-0.1	0.1	-0.3	0.5	3.4	1	62.9	3
5	5	H	A	C.MIRÓ-I.MATAVACAS	PORSCHE 911 SC	-0.1	-0.3	0.2	0.7	-1.5	-0.2	-0.7	-0.9	-0.4	0.5	-0.3	-0.1	0.5	6.4	6	79.9	5
6	38	I	A	G.PEREZ-A.VIVES	VOLVO 240 TURBO	-0.2	-0.4	0.1	1.0	-0.6	-0.2	-0.1	-0.5	-1.0	0.0	0.9	-0.1	0.5	5.7	4	78.6	38
7	79	J2	A	P.PLA-S.PLA	NISSAN BLUEBIRD 2.0	-0.2	-0.3	0.2	0.6	-1.3	-0.8	-0.4	-0.8	0.1	0.2	0.7	0.4	0.9	7.4	8	98.1	79
8	72	J2	A	A.C.RAMOS-I.M.TAVARES	TOYOTA COROLLA	-0.4	-1.2	-0.1	0.8	-0.4	-1.7	-0.1	-1.8	-0.9	-0.4	-0.6	-1.0	-0.3	9.9	15	104.0	72
9	42	I	A	J.P.VERNEUIL-A.CALDEIRA	RENAULT 5 ALPINE	0.7	0.3	0.1	1.6	-2.9	0.1	-0.9	-1.5	0.0	0.7	-2.1	-0.3	0.4	11.7	20	133.0	42
10	21	G	A	F.SEGÚ-J.SEGÚ	VW-PORSCHE 914/4	-0.3	-0.8	-1.0	-1.9	0.5	0.7	0.1	-0.7	-0.2	0.6	0.3	0.0	0.4	7.7	9	132.1	21
11	202	M	A	J.MARTI-X.TIBAU	HONDA AFRICA TWIN 650	-0.1	0.3	-0.6	-0.6	-2.1	0.7	0.6	0.4	2.2	1.1	1.2	-1.4	-0.7	12.8	21	139.5	202
12	64	J1	A	A.VERDAGUER-M.J.MORA	PORSCHE 944 TURBO	-0.2	0.1	0.6	1.0	-1.0	0.2	-0.3	-0.7	-0.9	0.0	-0.2	-0.4	0.1	5.8	5	158.5	64
13	82	J2	A	R.VIDAL-I.CLARA	FORD SIERRA 2000	0.9	0.6	0.1	-0.4	-4.0	-4.9	-5.2	-5.2	-3.7	-7.8	-11.4	-5.6	-5.9	56.9	36	152.3	82
14	70	J2	A	J.BUSTINS-R.FERRÉS	VOLKSWAGEN GOLF GTI 16V	-0.8	-0.8	0.2	1.2	-0.7	-0.2	-1.0	-2.0	-1.9	-2.1	-0.3	-0.9	-0.3	12.9	22	163.4	70
15	6	H	A	J.M.BARDOLET-J.SANCHEZ	SEAT 1430 -1600	0.3	0.4	0.6	1.9	0.4	0.6	0.5	0.2	3.4	4.0	5.9	-0.1	0.9	19.7	28	166.1	6
16	32	I	A	M.ONORATO-A.ONORATO	ALFA ROMEO ALFETTA 1.6	0.1	0.1	1.3	0.8	-2.3	0.5	0.3	-1.0	1.7	9.0	1.5	-0.1	-0.3	19.2	27	145.4	32
17	28	H	A	M.GODFREY-S.GODFREY	FORD ESCORT	1.5	0.2	1.6	2.0	2.3	0.8	-0.1	-0.7	1.5	-0.9	0.7	0.3	1.3	15.3	23	165.7	28
18	62	J1	A	J.RENÚ-M.RENÚ	BMW 325i	-0.5	-0.3	0.2	1.4	-2.4	-0.8	0.1	-0.8	0.6	-0.4	-1.3	-1.5	-0.9	11.4	19	182.5	62
19	36	I	A	R.SURROCA-C.BASART	VOLKSWAGEN GOLF GTI	-0.8	-1.1	-1.0	-0.6	-2.4	-2.4	-2.1	-2.1	-0.9	0.4	0.4	-0.4	0.8	15.8	25	212.3	36
20	27	H	A	A.GENÉ-G.RIERA	MG GT	0.1	0.8	-0.2	2.4	-1.9	-0.8	-1.7	-1.6	-0.3	-0.3	-0.2	0.0	0.3	11.0	18	199.4	27
21	30	I	A	J.M.MOLAS-A.SANCHEZ	FORD ESCORT RS2000	-0.2	-0.8	0.1	0.9	1.4	1.5	2.5	3.5	8.4	26.2	1.9	-0.6	-0.8	49.3	35	242.5	30
22	43	J1	A	J.M.ALVAREZ-R.FONTRODONA	VOLKSWAGEN GOLF GTI	-0.7	-1.0	-0.5	0.8	0.7	-0.9	-0.3	-0.2	1.2	-0.4	-0.4	-0.7	0.4	8.7	10	253.1	43
23	73	J2	A	H.K.HANSEN-K.F.JORGENSEN	LANCIA INTEGRALE 8V	-0.4	-0.5	0.1	0.2	-2.2	-1.4	-2.4	-2.7	-2.9	-2.8	-1.7	-1.8	-1.1	20.5	30	252.6	73
24	201	M	A	F.COSTA-M.PUMAROLA	HONDA XL 600 PARIS DAKAR	0.1	-1.6	1.7	1.9	6.6	10.2	-0.8	-2.4	0.0	2.4	0.7	0.5	0.9	30.8	33	278.8	201
25	4	G	A	V.SAGI-V.SAGI	PORSCHE 911 S	-0.6	-1.1	0.3	-1.8	0.9	-1.2	0.9	0.0	3.3	1.5	-0.1	3.2	0.2	15.5	24	307.3	4
26	63	J1	A	J.RIBERAS-J.CIRCUNS	PORSCHE 911 SC	-1.1	-1.4	-1.3	-1.6	-5.8	-6.8	-6.7	-8.7	-8.0	-11.1	-11.1	-12.9	-12.7	89.4	39	309.7	63
27	60	J1	A	J.VIDAL-D.ROBLEDILLO	AUTOBIANCHI A112 ABARTH	0.2	0.3	0.5	0.6	-0.8	0.6	-1.1	-1.4	-0.8	-0.1	2.3	0.0	1.0	10.1	16	322.2	60
28	51	J1	A	M.VELLANO-D.SCARCELLA	AUDI 80	-1.3	-1.9	-1.0	0.1	-4.0	-0.3	0.6	-0.2	1.3	3.9	-0.7	-0.4	-2.4	18.5	26	329.1	51
29	19	G	A	J.L.MARCÓ-M.PEREZ-Z.	PORSCHE 911T	-0.3	0.2	0.0	1.4	-2.0	-0.3	0.3	0.2	0.6	0.7	1.9	0.5	1.8	10.3	17	334.1	19
30	77	J2	A	J.COMPANYÓ-A.AGUSTÍ	PEUGEOT 205 1.3 RALLYE	-0.3	-0.3	-0.9	-0.3	-2.8	-0.4	-0.2	-0.8	-0.4	-0.3	-0.4	-1.1	-0.7	9.4	11	347.8	77
31	17	G	A	J.REBOISSON-R.CHOVET	VOLVO AMAZON	-1.1	-1.7	-1.2	-2.0	-0.2	-1.2	-3.4	-4.4	-2.7	3.8	-2.4	-2.5	-1.1	27.9	32	358.0	17
32	204	M	A	R.GRIFOLS-D.GRIFOLS	BMW R100GS	-2.7	-2.0	0.2	1.3	19.2	23.4	0.8	-10.3	-6.5	0.2	-12.0	-9.2	-10.3	99.7	40	386.9	204
33	33	I	A	J.FERRER-J.LLOVERAS	SEAT 124 FL-2000	0.2	2.0	2.9	3.8	1.4	1.9	0.1	-0.9	3.5	8.5	-1.9	-2.6	-0.9	31.1	34	384.5	33
34	59	J1	A	K.MUNTADA-M.EREA	PORSCHE 911 CARRERA	-0.4	0.1	0.8	0.7	-0.7	0.7	0.6	-0.5	-0.2	-0.3	1.8	0.3	2.7	9.9	14	425.9	59
35	26	H	A	PHILIP SWAIN-D.GREEN	FORD MK1 ESCORT RS2000	-0.8	-1.9	-1.1	-2.3	-4.2	-7.0	-7.1	-8.7	-7.0	-6.5	-12.9	-11.3	-14.1	85.2	37	430.8	26
36	65	J1	A	A.FERNÁNDEZ-J.CASTRO	RENAULT 5 GT TURBO	0.6	-1.5	10.1	6.8	3.8	10.1	-4.8	-12.9	-10.6	-8.8	-13.4	-12.8	50.0	148.1	45	467.9	65

by blunik technology






XVI RALLY COSTA BRAVA HISTORIC 2019

27/4/2019 13:04:47

Clasificacion Final Oficial 1a.Etapa

POS	DORS	CLA	MED	PILOTO - COPILOTO	VEHICULO	TOTAL	PEN	TC01 SLALOM PAL km 0-500 30,00km/h				TC02 ROMANYA-BE km 1-680 50,00km/h km 3-811 50,00km/h km 7-441 50,00km/h km 9-173 50,00km/h km 10-512 50,00km/h						TC03 SANT FELIU km 1-504 50,00km/h km 4-933 50,00km/h km 8-550 50,00km/h				TC04 CLADELLS km 3-953 50,00km/h		
								CS01A	TC 01	POS01	CS02B	CS02C	CS02D	CS02E	CS02F	TC 02	POS02	CS03A	CS03B	CS03C	TC 03	POS03	CS04A	DORS
37	54	J1	A	X.R.SERRA-S.MELGAR	SEAT PANDA	613.9	0	3.8	3.8	53	0.0	0.2	0.5	1.1	3.4	5.2	56	0.8	1.7	1.2	3.7	52	0.6	54
38	37	I	A	J.PEDRAGOSA-J.BELTRI	BMW E21	666.9	0	3.8	3.8	39	-0.2	-0.8	-0.1	0.0	-0.1	1.2	12	1.1	0.0	0.5	1.6	30	-0.3	37
39	50	J1	A	J.TORROELLA-M.TORROELLA	RENAULT R5 ALPINE TURBO	711.7	0	3.8	3.8	50	2.0	1.1	1.7	1.6	0.6	7.0	60	-0.4	-0.9	-1.7	3.0	45	-0.8	50
40	40	I	A	I.TIBAU-X.ARDITE	VOLKSWAGEN GOLF GTI	753.1	0	3.8	3.8	41	0.1	-0.1	0.5	0.8	0.6	2.1	31	0.2	0.8	1.2	2.2	38	0.6	40
41	47	J1	A	A.VIGUE-J.M.CASAS	RENAULT 5 TURBO 2	793.2	0	3.8	3.8	47	-1.7	-1.3	-0.8	-0.2	-0.1	4.1	49	0.0	0.9	1.3	2.2	39	0.0	47
42	57	J1	A	J.COELHO-T.CAIO	PEUGEOT 205 GTI	818.9	0	3.8	3.8	54	0.0	-0.2	0.7	0.2	0.2	1.3	17	0.5	0.8		1.3	24	0.5	57
43	69	J2	A	F.BARNEOUD-R.CHASPOUL	PORSCHE 911 CARRERA 3.2	893.6	35	3.8	3.8	66	0.8	-0.2	-0.3	0.8	0.5	2.6	39	0.1	7.7	9.9	17.7	78	0.2	69
44	25	H	A	J.R.PIGEM-R.PIGEM	VW-PORSCHE 914/4	1001.9	0	3.8	3.8	29	-0.5	-1.8	0.1	0.3	-1.1	3.8	47	0.1	2.8	5.5	8.4	71	-1.3	25
45	18	G	A	J.FORNES-J.BERRAL	SEAT 600	1186.3	0	3.8	3.8	22	-0.7	-2.3	-3.0	-3.6	-4.8	14.4	69	-0.1	-0.3	3.7	4.1	55	-0.7	18
46	12	F	B	M.JULIEN-M.MENIOLLE	VOLVO PV544DE	1191.7	0	3.8	3.8	17	0.2	0.2	1.0	0.4	-0.6	2.4	35	1.0	2.1	4.5	7.6	70	0.6	12
47	80	J2	A	G.SERPANTIE-E.FRESSYNET	FORD SIERRA RS COSWORTH	1250.8	90	3.8	3.8	77	0.2	-0.1	1.0	0.8	0.7	2.8	41	0.7	0.2	4.8	5.7	62	0.7	80
48	203	M	A	S.PERMANYER-P.JIMENEZ	HONDA DOMINATOR	1252.1	0	3.8	3.8	84	0.3	-0.3	-0.1	0.1	0.1	0.9	8	0.5	2.0		2.5	43	-0.4	203
49	78	J2	A	E.MATTES-A.GIL	VW GOLF GTI MK2	1257.8	0	3.8	3.8	75	4.3	0.8	15.5	4.3	0.9	25.8	72	0.4	3.1		3.5	50	0.5	78
50	85	K	A	R.ARGENTER-V.BERMEJO	TOYOTA CELICA GTI	1339.9	0	3.8	3.8	82	5.3	0.7	0.9	1.1	3.4	11.4	68	0.4	0.8		1.2	21	0.2	85
51	9	E	B	I.WRIGHT-J.WRIGHT	RENAULT 4CV (4/4)	1392.3	0	3.8	3.8	14	-9.9	-24.7	-1.9	-1.1	7.0	44.6	78	6.7	45.0		51.7	85	3.2	9
52	71	J2	A	J.DE BRITO-S.DE BRITO	TOYOTA CELICA	1546.1	0	3.8	3.8	68	-8.5	-11.5	-11.2		-12.1	43.3	77	0.3	1.0	-0.6	1.9	37	1.1	71
53	84	K	A	C.FONTCLARA-T.FONTCLARA	OPEL CORSA	1564.7	0	3.8	3.8	81	-2.8	-3.2	-1.8	-4.0	-2.7	14.5	70	-4.2	-2.1	-2.2	8.5	72	-0.1	84
54	66	J1	A	J.L.BASTY-J.MOREAU	RENAULT 5 GT TURBO	1661.5	0	3.8	3.8	63	0.0	0.0	0.5	0.8	0.6	1.9	27	0.2	1.7	1.6	3.5	49	0.2	66
55	206	M	A	J.SALA-X.MAS	HONDA TRANSALP	1713.8	25	3.8	3.8	87	0.1	-1.5	-3.0	-3.3	-2.5	10.4	65	-1.0	1.7	3.5	6.2	65	-2.0	206
56	76	J2	A	M.MUÑOZ-A.RUIZ	VOLKSWAGEN CORRADO 16V	1748.3	0	3.8	3.8	73	-0.4	1.9	-3.1		-4.2	9.6	64	-0.1	-0.1	1.0	1.2	20	0.2	76
57	35	I	A	F.FOELLING-E.SIEG	MITSUBISHI LANCER GSR	1758.3	20	3.8	3.8	37	0.5	3.3	8.1	8.3	10.3	30.5	73	1.7	13.1	7.1	21.9	80	4.3	35
58	14	G	B	P. JONES-M.BURDON	LANCIA FULVIA	1800.2	0	3.8	3.8	18	0.2	-0.6	2.5	3.9	0.1	7.3	62	-3.8	5.2	5.8	14.8	76	-3.9	14
59	205	M	A	J.JORBA-A.ESTEVE	BMW R80RT	1875.5	45	3.8	3.8	86	-0.5	0.2	-1.3	0.3	2.1	4.4	52	1.5	5.5	7.3	14.3	75	-3.9	205
60	23	H	A	F.ROSELL-M.ROSELL	SEAT 1430	1947.8	0	3.8	3.8	27	-0.4	1.2	0.0	-0.4	-0.5	2.5	37	0.6	9.6	28.1	38.3	82	0.6	23
61	74	J2	A	JM.MALAGAR-E.LLOPART	PORSCHE 911 CARRERA 4	2119.5	55	3.8	3.8	71	-31.9		-50.3	-48.4	-46.6	177.2	86	-10.5	-4.1	2.6	17.2	77	-30.2	74
62	48	J1	A	S.SEGOVIA-J.M.SEGOVIA	SEAT PANDA 40	2165.6	0	3.8	3.8	48	-3.9	-8.5	-10.3	-22.5	-32.0	77.2	82	-4.9	-3.5	2.8	11.2	73	-18.3	48
63	83	K	A	C.RUBIA-L.RUBIA	PORSCHE CARRERA 2 CABRIO	2181.3	0	3.8	3.8	80	4.8	-3.4	20.6	22.0	33.5	84.3	84	0.2	1.6	18.1	19.9	79	-18.0	83
64	46	J1	A	M.CASAS-N.ISERN	PORSCHE 924	2614.8	0	3.8	3.8	46	-0.3	-0.1	0.9	0.9	1.5	3.7	46	-0.4	0.9		1.3	23	0.2	46
65	58	J1	A	Y.ARDITI-D.SIDI	PORSCHE 944	2689.0	0	3.8	3.8	55	-1.9	-11.3	-17.4	-27.2	-23.7	81.5	83	9.2	25.4	39.4	74.0	87	-28.4	58
66	49	J1	A	J.BASCOMPTE-M.MARTINEZ	PORSCHE 911	2715.8	0	3.8	3.8	49	0.0	-0.2	1.4	1.3	1.3	4.2	50	-0.1	0.4	0.2	0.7	12	0.5	49
67	61	J1	A	J.PRAT-A.BAGÓ	PORSCHE 924	2852.6	0	3.8	3.8	58	0.8	0.3	-0.2	-0.3	1.5	3.1	43	0.0	4.6	-0.2	4.8	59	0.0	61
68	31	I	A	A.MAZAURIC-M.REIDL	PORSCHE 911SC	3006.7	0	3.8	3.8	33	0.0	0.5	0.2	0.4	0.3	1.4	19	0.7	1.0	2.0	3.7	51	-0.3	31
69	20	G	A	E.REINEKE-A.STÜKER	OPEL KADETT B	3019.3	0	3.8	3.8	24	0.7	0.5	1.3	1.1	1.2	4.8	53	-0.2	0.7	1.0	1.9	35	0.8	20
70	207	M	A	J.MARTI-G.MARTI	YAMAHA XTZ660 TENERE	3205.0	30	3.8	3.8	88	-2.9	-7.1	-8.0	-10.3	-9.2	37.5	75	-1.7	-1.7	2.9	6.3	67	-2.0	207
71	10	F	A	J.GARAU-J.HERNANDEZ	VOLVO P122 AMAZON	3444.9	0	3.8	3.8	15	-0.4	-0.9	-0.3	-0.2	-0.5	2.3	32	-0.1	1.4		1.5	28	-0.2	10
72	8	H	A	A.M.RIMBAU-K.VILATARSANA	SEAT 127	3524.5	15	3.8	3.8	13	-0.2	-0.9	-0.2	-0.1	-0.1	1.5	20	-0.1	0.8		0.9	17	0.2	8

by blunik technology



XVI RALLY COSTA BRAVA HISTORIC 2019

27/4/2019 13:04:47

Clasificacion Final Oficial 1a.Etapa

km 7.144 50.00km/h
 km 10.660 50.00km/h
 km 13.088 50.00km/h
 km 16.035 50.00km/h
 km 18.635 50.00km/h
 km 1.087 50.00km/h
 km 4.295 50.00km/h
 km 6.134 50.00km/h
 km 6.742 50.00km/h
 km 8.174 50.00km/h
 km 9.447 50.00km/h
 km 10.162 50.00km/h
 km 14.457 45.00km/h
 km 17.173 45.00km/h
 km 19.437 42.00km/h

TC05 OSOR-SUSQU

POS	DORS	CLA	MED	PILOTO - COPILOTO	VEHICULO	CS04B	CS04C	CS04D	CS04E	CS04F	TC 04	POS04	CS05A	CS05B	CS05C	CS05D	CS05E	CS05F	CS05G	CS05H	CS05I	CS05J	DORS
37	54	J1	A	X.R.SERRA-S.MELGAR	SEAT PANDA	2.6		0.1	1.4	1.5	6.2	47	1.2	1.0	1.9	3.3	1.5	2.7	0.9	3.1	0.8	1.8	54
38	37	I	A	J.PEDRAGOSA-J.BELTRI	BMW E21	-0.7	-1.2		-0.3	0.3	2.8	23	-0.1	0.2	0.5	0.0	-0.3	-0.4	-0.1	1.3	-0.4	-0.1	37
39	50	J1	A	J.TORROELLA-M.TORROELLA	RENAULT R5 ALPINE TURBO	0.5	-3.3	-4.4	-5.0	-8.0	22.0	73	0.4	-1.2	-0.4	0.0	-3.4	-2.5	-4.3	-4.1	-8.1	-8.7	50
40	40	I	A	I.TIBAU-X.ARDITE	VOLKSWAGEN GOLF GTI	0.9	0.0	-0.2	0.1		1.8	9	-0.1	0.1	0.8	0.9	0.4	0.7	1.0	2.7	-0.3	1.5	40
41	47	J1	A	A.VIGUE-J.M.CASAS	RENAULT 5 TURBO 2	0.8	0.9	0.3	1.5	1.0	4.5	37	0.0	0.8	2.5	0.4	0.7	1.4		4.2	-0.3	0.9	47
42	57	J1	A	J.COELHO-T.CAIO	PEUGEOT 205 GTI	0.4	0.6	0.9	0.7	0.6	3.7	31	0.4	-0.2	0.7	1.2	0.4	0.5	0.5	0.2	-0.3	-0.2	57
43	69	J2	A	F.BARNEOUD-R.CHASPOUL	PORSCHE 911 CARRERA 3.2	2.2	7.3	2.4	0.5	1.4	14.0	64	1.7	-0.2	1.7	5.1	1.6	1.2	1.2	36.0	43.2		69
44	25	H	A	J.R.PIGEM-R.PIGEM	VW-PORSCHE 914/4	1.7	3.5	0.2	0.7	0.4	7.8	52	1.1	-1.9	0.0	5.6	1.0	5.5		1.2	1.3	1.6	25
45	18	G	A	J.FORNES-J.BERRAL	SEAT 600	-0.6	-1.2	-4.3	-8.3	-4.6	19.7	68	0.2	-2.8	-1.3	5.1	0.0	-1.5	0.7	-1.6	-5.7		18
46	12	F	B	M.JULIEN-M.MENIOLLE	VOLVO PV544DE	1.9	2.1	3.3	1.0	0.9	9.8	57	2.2	0.6	3.0	5.8	2.5	4.7		3.2	1.0	1.4	12
47	80	J2	A	G.SERPANTIE-E.FRESSYNET	FORD SIERRA RS COSWORTH	0.6	-0.2	-0.5	-1.6	-2.0	5.6	45	0.5	-0.4	0.6	-0.6	-1.5	-1.7	-0.6	-2.8	-4.4	-4.2	80
48	203	M	A	S.PERMANYER-P.JIMENEZ	HONDA DOMINATOR	0.8	1.7	0.3	-1.1	0.7	5.0	40	2.1	-1.1	1.0	1.9	-1.3	-0.2	0.4	2.4	0.4	0.2	203
49	78	J2	A	E.MATTES-A.GIL	VW GOLF GTI MK2	1.9	9.6	4.0	-0.8	-3.5	20.3	69	5.7	0.9	4.8	8.7	6.7	9.4	14.6	11.4	13.1	3.5	78
50	85	K	A	R.ARGENTER-V.BERMEJO	TOYOTA CELICA GTI	0.9	-1.4	-1.8	-1.8	-3.2	9.3	56	1.3	-0.2	1.5	1.3	-1.6	0.0	-0.2	2.1	-0.2	1.2	85
51	9	E	B	I.WRIGHT-J.WRIGHT	RENAULT 4CV (4/4)	6.1	1.1	1.2	-0.1	-1.1	12.8	63	-0.3	-1.8	1.3	8.3	3.2	-1.9	-3.3	-26.0	-24.4	-17.8	9
52	71	J2	A	J.DE BRITO-S.DE BRITO	TOYOTA CELICA	1.6	1.0	-0.5	-1.8	-2.4	8.4	54	0.5	-0.2	2.2	2.9	-0.5	0.4	0.8	1.4	-1.5	-0.8	71
53	84	K	A	C.FONTCLARA-T.FONTCLARA	OPEL CORSA	1.3	3.6	-0.2	0.0	-0.2	5.4	41	0.2	-0.9	1.2		1.0	3.3	3.2	4.5	2.1	4.1	84
54	66	J1	A	J.L.BASTY-J.MOREAU	RENAULT 5 GT TURBO	0.8	0.5	0.8	0.0	1.1	3.4	26	0.4	-0.1		1.2	-0.4	0.5	1.5	2.1	-0.1	1.1	66
55	206	M	A	J.SALA-X.MAS	HONDA TRANSALP	-2.2	-4.9	-5.3	-6.5		20.9	70	0.5	-0.7	0.2	0.4	-1.9	-0.9	-0.4	-0.6	-4.3	-4.8	206
56	76	J2	A	M.MUÑOZ-A.RUIZ	VOLKSWAGEN CORRADO 16V	1.2	0.8	1.1	0.7	1.0	5.0	39	-0.3	-0.4	1.1	3.0	-1.2	-0.2	0.1	2.9	2.4	2.4	76
57	35	I	A	F.FOELLING-E.SIEG	MITSUBISHI LANCER GSR	8.9	12.9	10.2	10.4	10.0	56.7	79	1.4	2.2	6.8	9.4	4.0	4.9	4.4	11.0	8.7	28.0	35
58	14	G	B	P. JONES-M.BURDON	LANCIA FULVIA	1.7	5.9	-6.2	4.0	2.8	24.5	76	3.4	-0.6	3.6		2.5	5.2	6.3	0.9	7.2	0.7	14
59	205	M	A	J.JORBA-A.ESTEVE	BMW R80RT	-1.1	1.7	-2.5	-5.0	-10.0	24.2	75	2.8	-2.1	-2.4	1.8	2.7	3.6	3.5	-23.0		-10.8	205
60	23	H	A	F.ROSELL-M.ROSELL	SEAT 1430	2.7	16.1	5.8		50.0	75.2	80	2.2	-1.3	2.6	12.4	15.6	18.9	23.1	0.9	3.6	-3.9	23
61	74	J2	A	JM.MALAGAR-E.LLOPART	PORSCHE 911 CARRERA 4	-23.3	-20.5	-16.1	-16.0	-12.7	118.8	85	-8.4	-12.0	-8.3	-7.3	-9.0	-6.3	-5.7	2.7	5.1	11.1	74
62	48	J1	A	S.SEGOVIA-J.M.SEGOVIA	SEAT PANDA 40		-24.0	-26.5	-16.3	-18.1	103.2	84	5.4	-18.5	-24.3	-17.6	-12.9	-4.2	0.3	3.7	16.5	14.3	48
63	83	K	A	C.RUBIA-L.RUBIA	PORSCHE CARRERA 2 CABRIO	-27.7	-8.3	-9.7	1.6	19.2	84.5	82	7.0	2.3	11.3	19.0	19.7	25.1	29.4	29.5	37.7	33.4	83
64	46	J1	A	M.CASAS-N.ISERN	PORSCHE 924	8.3	7.4	4.6	1.2	-0.3	22.0	72	1.8	-0.8	2.3	8.6	5.0	3.8	6.1	5.8	2.3	-1.7	46
65	58	J1	A	Y.ARDITI-D.SIDI	PORSCHE 944	-33.1	-20.1	-14.5	-3.5	1.6	101.2	83	6.5	2.8	11.5	23.0	37.2		50.0	100.0	100.0	100.0	58
66	49	J1	A	J.BASCOMPTE-M.MARTINEZ	PORSCHE 911	0.9	-1.9		-1.0	0.7	5.0	38	0.0	-0.5	0.6	0.4	-0.8	-1.0	0.7	8.1	-1.1	0.8	49
67	61	J1	A	J.PRAT-A.BAGÓ	PORSCHE 924	2.3	2.4	-1.1	-4.2	-5.0	15.0	66	0.5	-0.8	-0.3	1.3	-1.3	-0.6	-1.3	-0.7	-3.2	-3.1	61
68	31	I	A	A.MAZAURIC-M.REIDL	PORSCHE 911SC	-0.1	-0.3	-1.2	0.9	0.3	3.1	25	0.1	-0.5	0.8	1.3	0.4	1.5	1.9	1.7	0.8		31
69	20	G	A	E.REINEKE-A.STÜKER	OPEL KADETT B	2.2	0.6	0.9	-0.2	-0.9	5.6	43	1.0	0.4	2.0		0.8	1.0	1.2	1.2	-0.9	-0.3	20
70	207	M	A	J.MARTI-G.MARTI	YAMAHA XTZ660 TENERE	-2.6	-3.8	-8.2	-4.1	-4.7	25.4	77	-5.0	-6.6	-6.2	-4.8	-4.3	-4.5	-1.8	8.3	10.1	11.9	207
71	10	F	A	J.GARAU-J.HERNANDEZ	VOLVO P122 AMAZON	0.7	-0.5	-0.7	-0.2	-0.1	2.4	19	0.4	0.9	1.2	1.0	0.3	1.0	2.1	2.2	0.4	0.7	10
72	8	H	A	A.M.RIMBAU-K.VILATARSANA	SEAT 127	0.7	0.2	-0.7	-0.1	0.0	1.9	12	0.9	-0.1	0.8	1.2	0.4	0.0	0.2	2.7	-0.8	0.4	8

by blunik technology

XVI RALLY COSTA BRAVA HISTORIC 2019

27/4/2019 13:04:47

Clasificacion Final Oficial 1a.Etapa

POS	DORS	CLA	MED	PILOTO - COPILOTO	VEHICULO	CS05K	CS05L	TC 05	POS05	SEC01	TC06 CAPSACOSTA						TC 06	POS06	TC08 COLL DE SA					DORS	
											CS06A	CS06B	CS06C	CS06E	CS06F	CS06G			CS06H	CS08A	CS08B	CS08C	CS08D		
37	54	J1	A	X.R.SERRA-S.MELGAR	SEAT PANDA	0.6	1.4	20.2	52	39.1	-0.3	-0.7	7.5	3.1	2.8	1.1	50.0	65.5	60	1.0	4.1	0.1	0.4	54	
38	37	I	A	J.PEDRAGOSA-J.BELTRI	BMW E21	0.3	0.9	4.6	2	14.0	0.0	-0.9	-1.1	-0.2	-0.3	0.0	0.2	2.7	6	-0.1	2.5	0.0	0.7	37	
39	50	J1	A	J.TORROELLA-M.TORROELLA	RENAULT R5 ALPINE TURBO		-10.7	43.8	68	79.6	-0.6	-2.4	-8.6	1.9	-1.5	-2.6	-15.6	33.2	51	0.4	4.7	-3.4	-5.5	50	
40	40	I	A	I.TIBAU-X.ARDITE	VOLKSWAGEN GOLF GTI	-0.2	1.3	10.0	24	19.9	0.3	0.1	1.0	1.2	-0.3	0.2	9.7	12.8	29	0.5	3.9	-0.4	-0.1	40	
41	47	J1	A	A.VIGUE-J.M.CASAS	RENAULT 5 TURBO 2	-0.6	0.8	12.6	38	27.2	-1.0	-0.6	-6.6	0.6	-0.8	-0.1	3.0	12.7	28	0.5	3.1	2.1	-0.1	47	
42	57	J1	A	J.COELHO-T.CAIO	PEUGEOT 205 GTI	-0.8	0.4	5.8	7	15.9	-0.2	0.1	10.6	2.9	2.3	0.9	3.3	20.3	44	0.4	4.5	-0.3	0.3	57	
43	69	J2	A	F.BARNEOUD-R.CHASPOUL	PORSCHE 911 CARRERA 3.2	40.0	26.0	157.9	81	196.0	7.3	17.7	100.0	5.7	26.7	41.0	25.5	223.9	79	3.7	11.1	4.6	-0.6	69	
44	25	H	A	J.R.PIGEM-R.PIGEM	VW-PORSCHE 914/4	0.4	0.9	20.5	53	44.3	-0.4	3.2	1.0	1.3	0.6	-0.3	24.5	31.3	50	0.0	2.8	0.6	3.3	25	
45	18	G	A	J.FORNES-J.BERRAL	SEAT 600	-9.3	-10.5	38.7	65	80.7	2.0	2.8	-3.8	8.9	7.8	5.7	26.3	57.3	56	4.5	8.7	-0.7	-4.2	18	
46	12	F	B	M.JULIEN-M.MENIOLLE	VOLVO PV544DE	0.5	2.0	26.9	59	50.5	1.7	-0.8	50.0			50.0	50.0	202.5	72	4.4	13.2	13.4	0.3	12	
47	80	J2	A	G.SERPANTIE-E.FRESSYNET	FORD SIERRA RS COSWORTH		-5.3	22.6	56	40.5	-0.6	-0.3	50.0			47.3	33.0	26.3	63	1.0	5.1	-1.7	-3.1	80	
48	203	M	A	S.PERMANYER-P.JIMENEZ	HONDA DOMINATOR	-1.0	2.2	14.2	43	26.4	6.6	4.6	-1.9	7.3	5.7	6.6	5.6	38.3	52	7.7	16.4	19.0	5.1	203	
49	78	J2	A	E.MATTES-A.GIL	VW GOLF GTI MK2	3.4	5.8	88.0	74	141.4	2.8	0.9	8.0	5.4	0.9	-0.9	-0.1	19.0	42	5.2	11.1	5.7	-1.1	78	
50	85	K	A	R.ARGENTER-V.BERMEJO	TOYOTA CELICA GTI	0.4	1.9	11.9	36	37.6	0.6	0.0	100.0	-4.9			50.0	35.3	190.8	69	0.6	4.4	0.0	-1.7	85
51	9	E	B	I.WRIGHT-J.WRIGHT	RENAULT 4CV (4/4)	-19.1	-5.9	113.3	79	226.2	0.4	0.4	100.0	-8.6	-12.4	-10.2	50.0	182.0	68	6.1	10.7	1.2	-12.6	9	
52	71	J2	A	J.DE BRITO-S.DE BRITO	TOYOTA CELICA	-2.1	0.2	13.5	42	70.9	1.5	-0.3	-1.9	1.8	-1.3	-1.9	3.4	12.1	25	7.2	16.7	12.0	-1.5	71	
53	84	K	A	C.FONTCLARA-T.FONTCLARA	OPEL CORSA	3.0	3.6	27.1	60	59.3	4.1	5.1	45.9	48.2	47.2	49.1	50.0	249.6	84	12.6	19.7	19.8	9.4	84	
54	66	J1	A	J.L.BASTY-J.MOREAU	RENAULT 5 GT TURBO	-0.6	0.4	8.4	18	21.0	-0.3	-0.8	1.4	1.6	-0.7	0.2	0.7	5.7	15	-0.1	3.7	-0.4	1.0	66	
55	206	M	A	J.SALA-X.MAS	HONDA TRANSALP	-4.3	-3.0	22.0	55	63.3	-0.4	-1.6	100.0	-2.2	-3.4	-4.3	50.0	161.9	65	-0.6	4.2	-3.1	-4.0	206	
56	76	J2	A	M.MUÑOZ-A.RUIZ	VOLKSWAGEN CORRADO 16V	0.2	1.6	15.8	47	35.4	1.0	0.3	50.0			50.0	50.0	201.3	71	5.9	13.9	12.7	3.2	76	
57	35	I	A	F.FOELLING-E.SIEG	MITSUBISHI LANCER GSR		25.0	105.8	78	218.7	-0.4	1.0	100.0	14.4			50.0	50.0	215.8	77	-7.6	-0.6	6.9	6.2	35
58	14	G	B	P. JONES-M.BURDON	LANCIA FULVIA	4.0	-5.4	39.8	66	90.2	-4.4	0.3	50.0			50.0	50.0	50.0	73	5.8	12.8	9.4	-3.4	14	
59	205	M	A	J.JORBA-A.ESTEVE	BMW R80RT	-6.1	-2.9	61.7	72	108.4		50.0	50.0	50.0	50.0	30.0	15.1	245.1	83	-2.4	5.7	-6.3	-18.0	205	
60	23	H	A	F.ROSELL-M.ROSELL	SEAT 1430	-4.2	-3.6	92.3	76	212.1	3.1	4.9	100.0	8.9	0.6	-4.5	100.0	222.0	78	5.2	10.6	-0.6	-1.9	23	
61	74	J2	A	JM.MALAGAR-E.LLOPART	PORSCHE 911 CARRERA 4	9.9	14.9	100.7	77	417.7	-15.3	-34.0	100.0	-45.9	-47.1		50.0	292.3	86	-30.3	-28.2	-31.5	-27.8	74	
62	48	J1	A	S.SEGOVIA-J.M.SEGOVIA	SEAT PANDA 40	11.5	-0.7	129.9	80	325.3	2.8	2.2	50.0			50.0	50.0	205.0	74	-8.4	2.2	1.0	-4.5	48	
63	83	K	A	C.RUBIA-L.RUBIA	PORSCHE CARRERA 2 CABRIO	31.7		246.1	82	438.6	8.8	21.9	36.9	40.5	39.8	42.8	50.0	240.7	82	7.5	16.7	15.2	16.7	83	
64	46	J1	A	M.CASAS-N.ISERN	PORSCHE 924	0.9	8.7	47.8	69	78.6	1.9	4.9	1.7	1.9	3.0	6.1	25.4	44.9	54	17.5	26.5	25.0	23.0	46	
65	58	J1	A	Y.ARDITI-D.SIDI	PORSCHE 944	100.0	100.0	631.0	88	891.5	5.6	8.1	100.0	-6.2	5.4	13.1	22.3	160.7	64	2.1	9.1	8.0	4.3	58	
66	49	J1	A	J.BASCOMPTE-M.MARTINEZ	PORSCHE 911	-0.6	1.1	15.7	45	29.4	-0.1	-1.2	15.3	4.9	3.6	3.5	1.4	30.0	49	1.3	4.4	-1.1	-0.2	49	
67	61	J1	A	J.PRAT-A.BAGÓ	PORSCHE 924		-3.3	16.4	50	43.1	1.3	-1.0	-2.5	5.1	0.7	-0.9	50.0	61.5	59	0.6	5.2	-2.0	-1.3	61	
68	31	I	A	A.MAZAURIC-M.REIDL	PORSCHE 911SC	1.6	1.3	11.9	35	23.9	4.3	2.8	100.0	-21.0	-18.7	-17.2	-0.8	164.8	66	2.7	7.3	-0.2	1.3	31	
69	20	G	A	E.REINEKE-A.STÜKER	OPEL KADETT B	-1.9	-1.1	11.8	34	27.9	0.0	-1.5	0.5	1.5	1.0	1.2	-6.8	12.5	27	1.4	6.3	-0.7	-1.4	20	
70	207	M	A	J.MARTI-G.MARTI	YAMAHA XTZ660 TENERE		5.0	68.5	73	141.5	-2.4	-3.9	50.0			50.0	50.0	206.3	75	50.0	50.0	50.0	50.0	207	
71	10	F	A	J.GARAU-J.HERNANDEZ	VOLVO P122 AMAZON	0.7	1.4	12.3	37	22.3	0.1	-0.7	0.0	0.7	0.2	0.6	0.7	3.0	9	-0.5	2.8	0.6	1.3	10	
72	8	H	A	A.M.RIMBAU-K.VILATARSANA	SEAT 127	-0.3	-0.1	7.9	14	16.0	-0.3	-1.3	-4.0	0.8	-0.3	0.2	-7.3	14.2	33	0.5	1.6	-0.5	1.0	8	

by blunik technology

XVI RALLY COSTA BRAVA HISTORIC 2019


27/4/2019 13:04:47

Clasificacion Final Oficial 1a.Etapa

TC09 SANT JOAN-
 km 0.544 30.00km/h
 km 1.831 40.00km/h
 km 3.522 40.00km/h
 km 13.177 50.00km/h
 km 19.847 50.00km/h
 km 21.636 50.00km/h
 km 23.526 50.00km/h
 km 24.426 40.00km/h
 km 32.371 40.00km/h
 km 38.399 40.00km/h
 km 46.155 40.00km/h
 km 48.575 40.00km/h
 km 50.014 40.00km/h
 km 51.899 40.00km/h

POS	DORS	CLA	MED	PILOTO - COPILOTO	VEHICULO	TC 08	POS08	CS09A	CS09B	CS09C	CS09D	CS09E	CS09F	CS09G	CS09H	CS09I	CS09J	CS09K	CS09L	CS09M	CS09N	TC 09	POS09	DORS
37	54	J1	A	X.R.SERRA-S.MELGAR	SEAT PANDA	5.6	33	10.6	1.3	6.8	4.6	4.4	17.9	30.7	32.8	1.4	0.2	0.5	2.2	-0.6	4.6	118.6	25	54
38	37	I	A	J.PEDRAGOSA-J.BELTRI	BMW E21	3.3	14	0.3	0.3		50.0	50.0	50.0	50.0	50.0	50.0	50.0	50.0	50.0	50.0	50.0	550.6	51	37
39	50	J1	A	J.TORROELLA-M.TORROELLA	RENAULT R5 ALPINE TURBO	14.0	60	-0.5	0.0	27.6	14.6		50.0	50.0	50.0	41.4	-14.5	-24.9	-28.3	-20.4	-13.0	335.2	45	50
40	40	I	A	I.TIBAU-X.ARDITE	VOLKSWAGEN GOLF GTI	4.9	23	-1.4		50.0	50.0	50.0	50.0	50.0	50.0	50.0	50.0	50.0	50.0	50.0	50.0	601.4	57	40
41	47	J1	A	A.VIGUE-J.M.CASAS	RENAULT 5 TURBO 2	5.8	35	-1.3	0.7	10.0	3.0	5.4	22.2	31.3	35.5	1.3	-1.0	0.5	0.1	1.1	39.2	152.6	31	47
42	57	J1	A	J.COELHO-T.CAIO	PEUGEOT 205 GTI	5.5	31	1.4	1.4	19.9	4.0	4.9	25.2	50.0		1.5	0.0	1.5	11.3	5.9	10.2	137.2	30	57
43	69	J2	A	F.BARNEOUD-R.CHASPOUL	PORSCHE 911 CARRERA 3.2	20.0	64	2.9	1.6		1.6	13.5	25.3	49.8	50.0	2.1	0.2	-0.4	4.0	3.6	15.4	170.4	33	69
44	25	H	A	J.R.PIGEM-R.PIGEM	VW-PORSCHE 914/4	6.7	40	44.4		50.0	50.0	50.0	50.0	50.0	50.0	50.0	50.0	50.0	50.0	50.0	50.0	644.4	65	25
45	18	G	A	J.FORNES-J.BERRAL	SEAT 600	18.1	62	2.0	4.3	38.4	13.9		50.0	50.0	50.0	50.0	50.0	50.0	50.0	50.0	50.0	508.6	47	18
46	12	F	B	M.JULIEN-M.MENIOLLE	VOLVO PV544DE	31.3	70	50.0	50.0	50.0	50.0	50.0	50.0	50.0	50.0	50.0	50.0	50.0	50.0	50.0	50.0	700.0	70	12
47	80	J2	A	G.SERPANTIE-E.FRESSYNET	FORD SIERRA RS COSWORTH	10.9	55	10.0	0.5	34.9	9.6	50.0	50.0	50.0	50.0	50.0	31.9	-25.5	-24.5	-25.2	-20.4	432.5	46	80
48	203	M	A	S.PERMANYER-P.JIMENEZ	HONDA DOMINATOR	48.2	75	9.2	10.5	45.7	47.1		50.0	50.0	50.0	50.0	50.0	50.0	50.0	50.0	50.0	562.5	54	203
49	78	J2	A	E.MATTES-A.GIL	VW GOLF GTI MK2	23.1	66	5.7	1.6		50.0	50.0	50.0	50.0	50.0	50.0	50.0	50.0	50.0	50.0	50.0	557.3	52	78
50	85	K	A	R.ARGENTER-V.BERMEJO	TOYOTA CELICA GTI	6.7	41	4.6	1.6	50.0	50.0	48.5	50.0	50.0	50.0	8.0	-1.3	4.6	0.4	-0.1	4.7	323.8	44	85
51	9	E	B	I.WRIGHT-J.WRIGHT	RENAULT 4CV (4/4)	30.6	69	31.1	33.7		50.0	50.0	50.0	50.0	50.0	50.0	50.0	50.0	50.0	50.0	50.0	614.8	62	9
52	71	J2	A	J.DE BRITO-S.DE BRITO	TOYOTA CELICA	37.4	74	2.5	23.0		50.0	50.0	50.0	50.0	50.0	50.0	50.0	50.0	50.0	50.0	50.0	575.5	55	71
53	84	K	A	C.FONTCLARA-T.FONTCLARA	OPEL CORSA	61.5	78	17.3	26.8		50.0	50.0	50.0	50.0	50.0	50.0	50.0	50.0	50.0	50.0	50.0	594.1	56	84
54	66	J1	A	J.L.BASTY-J.MOREAU	RENAULT 5 GT TURBO	5.2	28	-0.2	1.3	20.7	6.2	4.9	23.2	43.1		1.3	-0.3	-1.0	2.2	0.6	4.2	109.2	23	66
55	206	M	A	J.SALA-X.MAS	HONDA TRANSALP	11.9	57	-2.1	-0.4	19.9	47.5		50.0	50.0	50.0	50.0	50.0	50.0	50.0	50.0	50.0	519.9	48	206
56	76	J2	A	M.MUÑOZ-A.RUIZ	VOLKSWAGEN CORRADO 16V	35.7	73	7.6	2.4	50.0	50.0	50.0	50.0	50.0	50.0	50.0	50.0	50.0	50.0	50.0	50.0	610.0	60	76
57	35	I	A	F.FOELLING-E.SIEG	MITSUBISHI LANCER GSR	21.3	65	4.1	6.4	41.1	50.0	50.0	50.0	50.0	50.0	50.0	50.0	50.0	50.0	50.0	50.0	601.6	58	35
58	14	G	B	P. JONES-M.BURDON	LANCIA FULVIA	31.4	71	30.9	13.2	50.0	50.0	50.0	50.0	50.0	50.0	50.0	50.0	50.0	50.0	50.0	50.0	644.1	64	14
59	205	M	A	J.JORBA-A.ESTEVE	BMW R80RT	32.4	72	8.7	9.3	39.1	46.3	50.0	50.0	50.0	50.0	50.0	50.0	50.0	50.0	50.0	50.0	603.4	59	205
60	23	H	A	F.ROSELL-M.ROSELL	SEAT 1430	18.3	63		50.0	50.0	50.0	50.0	50.0	50.0	50.0	50.0	50.0	50.0	50.0	50.0	50.0	650.0	66	23
61	74	J2	A	JM.MALAGAR-E.LLOPART	PORSCHE 911 CARRERA 4	117.8	80	21.6	9.9	33.2	19.6	24.6	36.6	50.0	50.0	50.0	50.0	50.0	50.0	50.0	50.0	545.5	50	74
62	48	J1	A	S.SEGOVIA-J.M.SEGOVIA	SEAT PANDA 40	16.1	61	50.0	50.0	50.0	50.0	50.0	50.0	50.0	50.0	50.0	50.0	50.0	50.0	50.0	50.0	700.0	71	48
63	83	K	A	C.RUBIA-L.RUBIA	PORSCHE CARRERA 2 CABRIO	56.1	76		50.0	50.0	50.0	50.0	50.0	50.0	50.0	50.0	50.0	50.0	50.0	50.0	50.0	650.0	68	83
64	46	J1	A	M.CASAS-N.ISERN	PORSCHE 924	92.0	79	11.1	1.2		50.0	50.0	50.0	50.0	50.0	50.0	50.0	50.0	50.0	50.0	50.0	562.3	53	46
65	58	J1	A	Y.ARDITI-D.SIDI	PORSCHE 944	23.5	67	30.9	25.4	50.0	50.0	50.0	50.0	50.0	50.0	50.0	50.0	50.0	50.0	50.0	50.0	656.3	69	58
66	49	J1	A	J.BASCOMPTE-M.MARTINEZ	PORSCHE 911	7.0	44	-1.2		50.0	50.0	50.0	50.0	50.0	50.0	100.0	100.0	100.0	100.0	100.0	100.0	901.2	78	49
67	61	J1	A	J.PRAT-A.BAGÓ	PORSCHE 924	9.1	52	8.1	3.2	25.7		50.0	50.0	50.0	50.0	50.0	50.0	50.0	50.0	50.0	50.0	537.0	49	61
68	31	I	A	A.MAZAURIC-M.REIDL	PORSCHE 911SC	11.5	56	7.7	2.6	49.3	13.2	44.4		50.0	50.0	42.1	0.9	2.1	3.8	10.9	28.5	305.5	43	31
69	20	G	A	E.REINEKE-A.STÜKER	OPEL KADETT B	9.8	53	9.1	1.9	30.8	6.0	16.2	35.5	50.0		-3.8	-5.6	-3.3	-3.4	-3.5	100.0	269.1	41	20
70	207	M	A	J.MARTI-G.MARTI	YAMAHA XTZ660 TENERE	200.0	84	50.0	50.0	50.0	50.0	50.0	50.0	50.0	50.0	50.0	50.0	50.0	50.0	50.0	50.0	700.0	72	207
71	10	F	A	J.GARAU-J.HERNANDEZ	VOLVO P122 AMAZON	5.2	27	5.1	11.5	8.2	3.2	3.4	33.0	50.0		100.0	100.0	100.0	100.0	100.0	100.0	714.4	74	10
72	8	H	A	A.M.RIMBAU-K.VILATARSANA	SEAT 127	3.6	17	5.7	-2.0	14.2	3.8		50.0	50.0	50.0	100.0	100.0	100.0	100.0	100.0	100.0	775.7	75	8

by blunik technology




XVI RALLY COSTA BRAVA HISTORIC 2019


27/4/2019 13:04:47

Clasificacion Final Oficial 1a.Etapa

POS	DORS	CLA	MED	PILOTO - COPILOTO	VEHICULO	TC10 LES ENCIES										TC 10	POS10	TC11 MAS LLUNES						TC 11	POS11	TC12 SANT GRAU-																											
						CS10A	CS10B	CS10C	CS10D	CS10E	CS10F	CS10G	CS10H	CS10I	CS10J			CS10K	CS10L	CS10M	CS10N	CS10O	CS10P			CS10Q	CS10R	CS10S	CS10T	CS10U	CS10V	CS10W	CS10X	CS10Y	CS10Z	CS11A	CS11B	CS11C	CS11D	CS11E	CS11F	CS11G	CS11H	CS11I	CS11J	CS11K	CS11L	CS11M	CS11N	CS11O	CS11P	CS11Q	CS11R
37	54	J1	A	X.R.SERRA-S.MELGAR	SEAT PANDA	0.5	0.6	50.0		50.0	50.0	50.0	50.0	251.1	50	1.8	4.2	7.7	50.0	50.0	113.7	51	0.1	54																													
38	37	I	A	J.PEDRAGOSA-J.BELTRI	BMW E21	0.4	0.4	0.6	1.3	-14.0	-11.5	-21.7	-22.0	71.9	41	0.3	3.9	7.9	3.7	3.9	19.7	13	-0.3	37																													
39	50	J1	A	J.TORROELLA-M.TORROELLA	RENAULT R5 ALPINE TURBO	0.8	-1.6	20.7	24.2	3.0	7.2	1.2	3.5	62.2	38	0.4	3.6	5.4	-1.7	10.6	21.7	16	-0.7	50																													
40	40	I	A	I.TIBAU-X.ARDITE	VOLKSWAGEN GOLF GTI	0.5	-0.2	0.9	3.8	-2.9	11.8	12.8	-9.8	42.7	31	0.6	4.6	7.5	24.8	24.0	61.5	40	-0.1	40																													
41	47	J1	A	A.VIGUE-J.M.CASAS	RENAULT 5 TURBO 2	0.7	-0.5	50.0		50.0	50.0	50.0	50.0	251.2	51	2.0	5.0	10.4	14.7	17.7	49.8	36	-0.4	47																													
42	57	J1	A	J.COELHO-T.CAIO	PEUGEOT 205 GTI	0.1	-0.7	50.0	50.0	49.5	50.0	49.5	20.7	270.5	53	1.7	4.4	25.1	23.9	30.2	85.3	44	0.0	57																													
43	69	J2	A	F.BARNEOUD-R.CHASPOUL	PORSCHE 911 CARRERA 3.2	0.4	-0.8	13.9	17.4	-0.1	3.6	0.2	0.8	37.2	30	2.7	6.0	15.7	50.0	50.0	124.4	57	0.2	69																													
44	25	H	A	J.R.PIGEM-R.PIGEM	VW-PORSCHE 914/4	-1.0	-1.8	7.8	14.8	7.6	18.5	12.9	-13.9	78.3	44	1.9	5.4	12.3	10.2	35.5	65.3	42	-0.3	25																													
45	18	G	A	J.FORNES-J.BERRAL	SEAT 600	-0.3	-2.2	50.0	50.0	50.0	50.0	50.0	50.0	302.5	57	3.1	5.6	8.8	50.0	50.0	117.5	55	-1.4	18																													
46	12	F	B	M.JULIEN-M.MENIOLLE	VOLVO PV544DE	0.0	0.3	3.7	2.5	0.8	1.4	1.7	1.7	12.1	18	3.2	7.1	8.4	2.6	12.5	33.8	24	-0.1	12																													
47	80	J2	A	G.SERPANTIE-E.FRESSYNET	FORD SIERRA RS COSWORTH	0.1	-1.2	50.0	50.0	50.0	50.0	50.0	50.0	301.3	55	0.0	3.1	11.1	50.0	50.0	114.2	52	-0.3	80																													
48	203	M	A	S.PERMANYER-P.JIMENEZ	HONDA DOMINATOR	0.8	8.3	3.4	13.2	0.1	11.9	9.6	-0.8	48.1	32	9.9	13.9	8.1	8.2	24.0	64.1	41	-5.7	203																													
49	78	J2	A	E.MATTES-A.GIL	VW GOLF GTI MK2	-0.2	-2.1	1.0	2.7	-0.6	5.5	-0.4	3.1	15.6	21	5.5	5.4	12.0	16.1	29.0	68.0	43	0.3	78																													
50	85	K	A	R.ARGENTER-V.BERMEJO	TOYOTA CELICA GTI	2.8	0.0	100.0	100.0	100.0	100.0	100.0	100.0	602.8	69	2.5	6.1	100.0	19.9	25.8	154.3	61	-0.1	85																													
51	9	E	B	I.WRIGHT-J.WRIGHT	RENAULT 4CV (4/4)	3.6	4.6	19.5	19.7	17.5	17.6	15.4	14.4	112.3	47	3.1	4.9	2.1	50.0	50.0	110.1	49	1.0	9																													
52	71	J2	A	J.DE BRITO-S.DE BRITO	TOYOTA CELICA	50.0	50.0	50.0	50.0	50.0	50.0	50.0	50.0	400.0	65	0.3	5.4	10.9	50.0	50.0	116.6	54	0.3	71																													
53	84	K	A	C.FONTCLARA-T.FONTCLARA	OPEL CORSA	0.8	0.5	10.6	15.2	20.3	35.5	34.5	6.8	124.2	48	6.1	8.4	14.1	7.1	25.0	60.7	39	0.5	84																													
54	66	J1	A	J.L.BASTY-J.MOREAU	RENAULT 5 GT TURBO	-4.4	-1.2	4.4	5.7	0.0	4.0	28.7	29.5	77.9	43	-0.2	3.2	29.6	4.1	5.4	42.5	33	100.0	66																													
55	206	M	A	J.SALA-X.MAS	HONDA TRANSALP	-1.4	-4.5	50.0	50.0	50.0	50.0	50.0	50.0	305.9	59	0.2	4.0	49.4	50.0	50.0	153.6	60	-1.8	206																													
56	76	J2	A	M.MUÑOZ-A.RUIZ	VOLKSWAGEN CORRADO 16V	0.3	2.3	50.0	50.0	50.0	50.0	50.0	50.0	302.6	58	13.9	20.1	16.2	18.6	29.9	98.7	46	0.0	76																													
57	35	I	A	F.FOELLING-E.SIEG	MITSUBISHI LANCER GSR	5.0	3.4	4.2	12.9	26.6	42.7	50.0	28.7	173.5	49	3.3	7.1	23.5	50.0	50.0	133.9	58	-13.5	35																													
58	14	G	B	P. JONES-M.BURDON	LANCIA FULVIA	4.4	4.7	50.0	50.0	50.0	50.0	50.0	50.0	309.1	62	11.3	15.7	11.5	14.2	40.1	92.8	45	0.9	14																													
59	205	M	A	J.JORBA-A.ESTEVE	BMW R80RT	50.0	50.0	50.0	50.0	50.0	50.0	50.0	50.0	400.0	66	2.4	-1.1	100.0	40.8	50.0	194.3	63	0.6	205																													
60	23	H	A	F.ROSELL-M.ROSELL	SEAT 1430	23.8	38.6	13.9	25.7	28.3	50.0	50.0	50.0	280.3	54	22.9	27.2	50.0	50.0	50.0	200.1	64	-0.4	23																													
61	74	J2	A	JM.MALAGAR-E.LLOPART	PORSCHE 911 CARRERA 4	-34.1	-37.5	20.2	23.7	42.3	50.0	50.0	50.0	307.8	61	-14.5	-28.2	-22.9	-31.5	-25.8	122.9	56	-32.8	74																													
62	48	J1	A	S.SEGOVIA-J.M.SEGOVIA	SEAT PANDA 40	10.4	16.8	9.7	17.8	50.0	50.0	50.0	50.0	254.7	52	14.0	24.2	38.5	50.0	50.0	176.7	62	-4.0	48																													
63	83	K	A	C.RUBIA-L.RUBIA	PORSCHE CARRERA 2 CABRIO	-12.3	-8.3	-11.2	-1.6	6.5	23.6	23.8	11.5	98.8	46	15.3	24.3	24.9	29.7	50.0	144.2	59	-4.4	83																													
64	46	J1	A	M.CASAS-N.ISERN	PORSCHE 924	6.1	14.6	50.0	50.0	50.0	50.0	50.0	50.0	320.7	63	8.3	20.9	15.7	25.9	45.5	116.3	53	100.0	46																													
65	58	J1	A	Y.ARDITI-D.SIDI	PORSCHE 944	6.8	30.5	44.8	50.0	50.0	50.0	50.0	50.0	332.1	64	13.5	13.6	100.0	50.0	50.0	227.1	66	-15.0	58																													
66	49	J1	A	J.BASCOMPTE-M.MARTINEZ	PORSCHE 911	100.0	100.0	100.0	100.0	100.0	100.0	100.0	100.0	800.0	83	100.0	100.0	100.0	100.0	100.0	500.0	82	-0.1	49																													
67	61	J1	A	J.PRAT-A.BAGÓ	PORSCHE 924	1.0	0.9	50.0	50.0	50.0	50.0	50.0	50.0	301.9	56	100.0	100.0	100.0	100.0	100.0	500.0	85	100.0	61																													
68	31	I	A	A.MAZAURIC-M.REIDL	PORSCHE 911SC	0.1	0.9	100.0	100.0	100.0	100.0	100.0	100.0	601.0	68	100.0	100.0	100.0	100.0	100.0	500.0	76	100.0	31																													
69	20	G	A	E.REINEKE-A.STÜKER	OPEL KADETT B	100.0	100.0	100.0	100.0	100.0	100.0	100.0	100.0	800.0	76	100.0	100.0	100.0	100.0	100.0	500.0	73	100.0	20																													
70	207	M	A	J.MARTI-G.MARTI	YAMAHA XTZ660 TENERE	-4.2	-2.4	50.0	50.0	50.0	50.0	50.0	50.0	306.6	60	10.9	9.7	100.0	50.0	50.0	220.6	65	100.0	207																													
71	10	F	A	J.GARAU-J.HERNANDEZ	VOLVO P122 AMAZON	100.0	100.0	100.0	100.0	100.0	100.0	100.0	100.0	800.0	72	100.0	100.0	100.0	100.0	100.0	500.0	69	100.0	10																													
72	8	H	A	A.M.RIMBAU-K.VILATARSANA	SEAT 127	100.0	100.0	100.0	100.0	100.0	100.0	100.0	100.0	800.0	71	100.0	100.0	100.0	100.0	100.0	500.0	68	100.0	8																													

by blunik technology





XVI RALLY COSTA BRAVA HISTORIC 2019

27/4/2019 13:04:47

Clasificacion Final Oficial 1a.Etapa

km 4-839 50.00km/h
 km 7-285 50.00km/h
 km 8-850 50.00km/h
 km 10-045 40.00km/h
 km 12-742 40.00km/h
 km 16-163 50.00km/h
 km 19-001 50.00km/h
 km 21-457 50.00km/h
 km 22-887 50.00km/h
 km 23-987 50.00km/h
 km 31-806 50.00km/h
 km 35-192 50.00km/h
 km 38-678 50.00km/h

POS	DORS	CLA	MED	PILOTO - COPILOTO	VEHICULO	CS12B	CS12C	CS12D	CS12E	CS12G	CS12H	CS12I	CS12J	CS12K	CS12L	CS12M	CS12N	CS12O	TC 12	POS12	SEC02	DORS
37	54	J1	A	X.R.SERRA-S.MELGAR	SEAT PANDA	0.9	0.7	3.7	2.1	-2.4	-1.4	0.9	0.5	1.9	1.9	0.7	2.0	1.1	20.3	29	574.8	54
38	37	I	A	J.PEDRAGOSA-J.BELTRI	BMW E21	-0.2	-0.2	0.0	1.1	-0.8	0.5	-0.1	-0.5	0.0	0.3	-0.3	-0.2	0.2	4.7	2	652.9	37
39	50	J1	A	J.TORROELLA-M.TORROELLA	RENAULT R5 ALPINE TURBO	-2.0	-3.6	-3.9	-8.4	-13.4	-11.5	-14.0	-15.1	-10.6	-12.8	-21.1	-22.8	-25.9	165.8	47	632.1	50
40	40	I	A	I.TIBAU-X.ARDITE	VOLKSWAGEN GOLF GTI	-0.5	-1.4	1.6	1.4	0.7	0.3	0.0	-0.6	0.8	0.7	-1.4	0.1	-0.3	9.9	13	733.2	40
41	47	J1	A	A.VIGUE-J.M.CASAS	RENAULT 5 TURBO 2	-0.5	-0.4	1.4	0.5	6.0	23.5	22.5	26.3	32.7	40.7	47.1	45.6	46.3	293.9	51	766.0	47
42	57	J1	A	J.COELHO-T.CAIO	PEUGEOT 205 GTI	-0.8	-0.8	-0.1	2.1	28.0	45.5	38.2	33.8	40.4	46.1	19.5	6.8	22.1	284.2	50	803.0	57
43	69	J2	A	F.BARNEOUD-R.CHASPOUL	PORSCHE 911 CARRERA 3.2	0.3	-0.8	0.2	0.3	5.0	17.4	7.6	4.1	8.6	31.9	6.8	-0.5	-3.0	86.7	38	662.6	69
44	25	H	A	J.R.PIGEM-R.PIGEM	VW-PORSCHE 914/4	-1.1	0.0	1.8	2.8	12.2	23.3	6.2	7.0	27.0	35.8	12.1	1.1	0.9	131.6	44	957.6	25
45	18	G	A	J.FORNES-J.BERRAL	SEAT 600	2.0	1.1	1.7	5.2	8.3	5.9	-7.5	-6.3	-3.9	3.9	-17.2	-17.9	-19.3	101.6	41	1105.6	18
46	12	F	B	M.JULIEN-M.MENIOLLE	VOLVO PV544DE	0.4	0.0	2.7	1.7	6.5	13.7	9.8	6.5	12.8	26.0	25.9	24.0	31.4	161.5	46	1141.2	12
47	80	J2	A	G.SERPANTIE-E.FRESSYNET	FORD SIERRA RS COSWORTH	-0.5	-0.8	-1.9	-1.3	-7.6	-8.2	-10.2	11.6	7.5	9.0	-14.5	-14.8	-15.7	103.9	42	1120.3	80
48	203	M	A	S.PERMANYER-P.JIMENEZ	HONDA DOMINATOR	0.5	-4.0	1.9	6.6	45.8	50.0	50.0	50.0	50.0	50.0	50.0	50.0	50.0	464.5	60	1225.7	203
49	78	J2	A	E.MATTES-A.GIL	VW GOLF GTI MK2	0.7	0.5	5.2	9.1	20.9	46.7	50.0	50.0	50.0	50.0	50.0	50.0	50.0	433.4	58	1116.4	78
50	85	K	A	R.ARGENTER-V.BERMEJO	TOYOTA CELICA GTI	-0.1	1.5	4.1	1.8	0.4	0.3	-1.0	-2.3	0.0	3.7	-8.4	-0.2	0.0	23.9	31	1302.3	85
51	9	E	B	I.WRIGHT-J.WRIGHT	RENAULT 4CV (4/4)	3.2	-0.3	1.1	-0.1	-1.8	11.5	2.9	5.7	10.0	22.9	19.0	16.3	20.5	116.3	43	1166.1	9
52	71	J2	A	J.DE BRITO-S.DE BRITO	TOYOTA CELICA	-0.4	-1.3	0.7	3.9	46.0	50.0	50.0	50.0	50.0	50.0	27.5	-1.3	-2.2	333.6	52	1475.2	71
53	84	K	A	C.FONTCLARA-T.FONTCLARA	OPEL CORSA	-0.3	-1.1	-0.4	-0.5	19.6	46.5	46.4	50.0	50.0	50.0	50.0	50.0	50.0	415.3	56	1505.4	84
54	66	J1	A	J.L.BASTY-J.MOREAU	RENAULT 5 GT TURBO	100.0	100.0	100.0	100.0	100.0	100.0	100.0	100.0	100.0	100.0	100.0	100.0	100.0	1400.0	83	1640.5	66
55	206	M	A	J.SALA-X.MAS	HONDA TRANSALP	-3.3	-5.8	-1.6	9.8	50.0	50.0	50.0	50.0	50.0	50.0	50.0	50.0	50.0	472.3	62	1625.5	206
56	76	J2	A	M.MUÑOZ-A.RUIZ	VOLKSWAGEN CORRADO 16V	-0.1	-0.3	1.8	12.4	50.0	50.0	50.0	50.0	50.0	50.0	50.0	50.0	50.0	464.6	61	1712.9	76
57	35	I	A	F.FOELLING-E.SIEG	MITSUBISHI LANCER GSR	-39.6	-31.5	-34.6	-31.0	-42.7	-19.9	-26.3	-29.7	-26.2	-18.0	-13.5	-22.9	-24.1	373.5	54	1519.6	35
58	14	G	B	P. JONES-M.BURDON	LANCIA FULVIA	4.1	2.5	1.6	6.5	17.7	44.6	50.0	50.0	50.0	50.0	50.0	50.0	50.0	427.9	57	1710.0	14
59	205	M	A	J.JORBA-A.ESTEVE	BMW R80RT	-1.8	-8.8	-9.5	2.7	15.8	36.1	32.7	30.9	38.0	43.7	12.8	-6.7	-6.8	246.9	48	1722.1	205
60	23	H	A	F.ROSELL-M.ROSELL	SEAT 1430	1.1	0.0	-0.4	-3.2	-0.4	27.0	32.5	50.0	50.0	50.0	50.0	50.0	50.0	365.0	53	1735.7	23
61	74	J2	A	JM.MALAGAR-E.LLOPART	PORSCHE 911 CARRERA 4	-28.8	-29.2	-25.5	-26.2	-23.4	-21.6	-17.7	-16.0	-12.1	-13.6	-8.1	-3.0	2.5	260.5	49	1646.8	74
62	48	J1	A	S.SEGOVIA-J.M.SEGOVIA	SEAT PANDA 40	-20.2	-24.0	-19.6	-6.1	13.9	50.0	50.0	50.0	50.0	50.0	50.0	50.0	50.0	487.8	63	1840.3	48
63	83	K	A	C.RUBIA-L.RUBIA	PORSCHE CARRERA 2 CABRIO	1.3	19.9	30.4	46.9	50.0	50.0	50.0	50.0	50.0	50.0	50.0	50.0	50.0	552.9	64	1742.7	83
64	46	J1	A	M.CASAS-N.ISERN	PORSCHE 924	100.0	100.0	100.0	100.0	100.0	100.0	100.0	100.0	100.0	100.0	100.0	100.0	100.0	1400.0	79	2536.2	46
65	58	J1	A	Y.ARDITI-D.SIDI	PORSCHE 944	-53.3		-53.2	-51.4	-32.0	3.9	1.0	4.8	10.1	23.1	50.0	50.0	50.0	397.8	55	1797.5	58
66	49	J1	A	J.BASCOMPTE-M.MARTINEZ	PORSCHE 911	-0.1	0.0	2.8	5.3	39.9	50.0	50.0	50.0	50.0	50.0	50.0	50.0	50.0	448.2	59	2686.4	49
67	61	J1	A	J.PRAT-A.BAGÓ	PORSCHE 924	100.0	100.0	100.0	100.0	100.0	100.0	100.0	100.0	100.0	100.0	100.0	100.0	100.0	1400.0	82	2809.5	61
68	31	I	A	A.MAZAURIC-M.REIDL	PORSCHE 911SC	100.0	100.0	100.0	100.0	100.0	100.0	100.0	100.0	100.0	100.0	100.0	100.0	100.0	1400.0	73	2982.8	31
69	20	G	A	E.REINEKE-A.STÜKER	OPEL KADETT B	100.0	100.0	100.0	100.0	100.0	100.0	100.0	100.0	100.0	100.0	100.0	100.0	100.0	1400.0	70	2991.4	20
70	207	M	A	J.MARTI-G.MARTI	YAMAHA XTZ660 TENERE	100.0	100.0	100.0	100.0	100.0	100.0	100.0	100.0	100.0	100.0	100.0	100.0	100.0	1400.0	88	3033.5	207
71	10	F	A	J.GARAU-J.HERNANDEZ	VOLVO P122 AMAZON	100.0	100.0	100.0	100.0	100.0	100.0	100.0	100.0	100.0	100.0	100.0	100.0	100.0	1400.0	66	3422.6	10
72	8	H	A	A.M.RIMBAU-K.VILATARSANA	SEAT 127	100.0	100.0	100.0	100.0	100.0	100.0	100.0	100.0	100.0	100.0	100.0	100.0	100.0	1400.0	65	3493.5	8

by blunik technology

XVI RALLY COSTA BRAVA HISTORIC 2019

27/4/2019 13:04:47

Clasificacion Final Oficial 1a.Etapa

POS	DORS	CLA	MED	PILOTO - COPILOTO	VEHICULO	TOTAL	PEN	TC01 SLALOM PAL			TC02 ROMANYA-BE						TC03 SANT FELIU					TC04 CLADELLS		
								CS01A	TC 01	POS01	CS02B	CS02C	CS02D	CS02E	CS02F	TC 02	POS02	CS03A	CS03B	CS03C	TC 03	POS03	CS04A	DORS
73	67	J1	A	E.IGLESIAS-D.FERNANDEZ	PORSCHE 911 SC	3624.9	0	3.8	3.8	64	5.6	1.1	1.3	1.9	1.0	10.9	66	1.2	0.4	4.7	6.3	66	1.0	67
74	53	J1	A	E.MUNNE-O.FELIU	VOLKSWAGEN GOLF GTI MK1	3629.6	80	3.8	3.8	52	0.8	0.0	0.5	0.5	0.0	1.8	26	0.9	0.0	-0.9	1.8	34	0.4	53
75	56	J1	A	D.LENK-T.PLECHATSCH	TOYOTA COROLLA AE 86	3662.1	0	2.1	2.1	7	7.2	6.3	7.5	5.0	4.9	30.9	74	4.3	4.7	4.5	13.5	74	0.9	56
76	44	J1	A	H.MARRERO-J.CAMPUBI	PORSCHE 944	3736.4	0	3.8	3.8	44	-0.7	1.3	5.2		-15.4	22.6	71	1.1	1.5	0.9	3.5	48	2.2	44
77	41	I	A	M.AIOLFI-P.GIAFUSTI	VOLKSWAGEN GOLF GTI	3755.3	0	1.7	1.7	5	-0.1	-0.3	-0.4	0.3	0.4	1.5	21	0.1	1.0	0.5	1.6	31	0.5	41
78	81	J2	A	C.BRACONS-M.SILVA	PEUGEOT 205 1.9 GTI	3773.2	0	3.8	3.8	78	-0.2	-0.3	1.5	1.4	1.5	4.9	54	0.1	0.8	1.3	2.2	40	0.1	81
79	24	H	A	D.ROBERTS-M.ROBERTS	PORSCHE 911	3870.8	0	3.8	3.8	28	-20.0	-19.9	-13.9	-10.8	3.1	67.7	80	3.4	5.7	18.1	27.2	81	-11.9	24
80	22	G	A	I.GARCIA-J.GIJON	PORSCHE 911 2.2 E	3888.3	0	3.8	3.8	26	-0.1	0.4	0.2	0.0	0.2	0.9	6	-0.1	0.6	0.5	1.2	18	0.1	22
81	11	F	A	A.ARNAL-J.Y.DUBORG	MORRIS COOPER-S	4030.4	0	3.8	3.8	16	-25.5	-70.8	-73.8		-106.5	276.6	89	0.1	1.3	2.4	3.8	53	0.2	11
82	208	M	A	J.DENEKAMP-K.GREEN	BMW R80GS	4036.0	85	3.8	3.8	89	5.7	2.8	6.9	8.7	18.2	42.3	76	13.6	27.8		41.4	84	-21.9	208
83	45	J1	A	H.SHERRARD-L.SHERRARD	AUDI 80 QUATTRO	4301.4	0	3.8	3.8	45	5.1	-4.6	-18.3	-22.0	-17.9	67.9	81	12.5	28.8		41.3	83	36.7	45
84	16	G	B	P.ALMEIDA-J.P.MARTINHO	AUSTIN COOPER S MKI	4577.0	0	3.8	3.8	20	0.4	0.7	1.9	1.0	2.4	6.4	58	0.5	1.7	2.7	4.9	60	1.0	16
85	68	J2	A	E.CLUA-A.IRABERRI	OPEL CORSA GSI 1.6	4679.3	0	3.8	3.8	65	2.3	3.6	-0.2	1.7	3.3	11.1	67	-1.4	5.4		6.8	68	0.0	68
86	15	G	A	S.GRAS-G.GRAS	PORSCHE 912	4844.9	0	3.8	3.8	19	2.0	-24.1		-23.5	-7.6	57.2	79	-0.8	-1.1	-3.9	5.8	63	0.3	15
87	75	J2	A	J.MUÑOZ-J.MARCILLAS	PORSCHE 911 CARRERA 4	5641.9	0	3.8	3.8	72	26.8		50.0	50.0	50.0	176.8	85	-3.5	44.3	43.5	91.3	89	50.0	75
88	34	I	A	H.CORREIA-R.CORREIA	FORD ESCORT	6109.3	0	3.8	3.8	36	-27.5	-49.8	-46.0	-52.0	-50.1	225.4	87	5.1	-44.6	-27.9	77.6	88	-34.4	34
89	39	I	A	X.LÓPEZ-A.BIOSCA	VOLKSWAGEN GOLF GTI	6836.9	0	3.8	3.8	40	-29.4	-56.4	-57.5	-57.5	-56.8	257.6	88	-7.0	-34.7	-25.9	67.6	86	-88.8	39

by blunik technology

XVI RALLY COSTA BRAVA HISTORIC 2019

27/4/2019 13:04:47

Clasificacion Final Oficial 1a.Etapa

km 7.144 50.00km/h
 km 10.660 50.00km/h
 km 13.088 50.00km/h
 km 16.035 50.00km/h
 km 18.635 50.00km/h

km 1.087 50.00km/h
 km 4.295 50.00km/h
 km 6.134 50.00km/h
 km 6.742 50.00km/h
 km 8.174 50.00km/h
 km 9.447 50.00km/h
 km 10.162 50.00km/h
 km 14.457 45.00km/h
 km 17.173 45.00km/h
 km 19.437 42.00km/h

TC05 OSOR-SUSQU

POS	DORS	CLA	MED	PILOTO - COPILOTO	VEHICULO	CS04B	CS04C	CS04D	CS04E	CS04F	TC 04	POS04	CS05A	CS05B	CS05C	CS05D	CS05E	CS05F	CS05G	CS05H	CS05I	CS05J	DORS
73	67	J1	A	E.IGLESIAS-D.FERNANDEZ	PORSCHE 911 SC	0.7	-2.9	-6.1		-11.8	22.5	74	0.8	0.0	3.8	7.2	-1.4	-0.6	-1.5	2.2	0.6	3.1	67
74	53	J1	A	E.MUNNE-O.FELIU	VOLKSWAGEN GOLF GTI MK1	1.3		2.0	1.8	1.8	7.3	50	0.0	1.0	2.1	1.1	0.4	0.1	0.4	1.1	0.9	1.7	53
75	56	J1	A	D.LENK-T.PLECHATSCH	TOYOTA COROLLA AE 86	1.9	-0.2	-1.2	-3.0	-3.2	10.4	59	1.2	-2.3	0.3	0.8	-1.2	-4.1	-5.1	-6.8	-10.4	-15.5	56
76	44	J1	A	H.MARRERO-J.CAMPUBI	PORSCHE 944	2.2	1.9	0.7	-1.5	-2.1	10.6	60	0.0	-0.6	1.2	2.8	0.7	1.6	0.9	6.4	1.7	2.6	44
77	41	I	A	M.AIOLFI-P.GIAFUSTI	VOLKSWAGEN GOLF GTI	0.7	0.0	-0.2	0.4	0.3	2.1	17	0.5	0.4		0.1	-0.3	-0.3	0.9	1.9	0.3	0.8	41
78	81	J2	A	C.BRACONS-M.SILVA	PEUGEOT 205 1.9 GTI	2.3		0.8	1.6	1.0	5.8	46	0.4	0.8	2.2	2.3	0.6	2.2	2.7	2.6	-0.2	0.5	81
79	24	H	A	D.ROBERTS-M.ROBERTS	PORSCHE 911	-6.2	13.4	4.6	-1.4	-11.8	49.3	78	7.8	-11.7	-2.7	4.6	26.7		50.0	50.0	46.3	25.9	24
80	22	G	A	I.GARCIA-J.GIJON	PORSCHE 911 2.2 E	0.1		-1.5	-0.8	0.5	3.0	24	1.9	-0.4	1.4	-0.8	-2.0	-1.0	-0.7	0.5	-0.7	-0.3	22
81	11	F	A	A.ARNAL-J.Y.DUBORG	MORRIS COOPER-S	1.5	2.1	2.8	0.8	1.2	8.6	55	0.8	0.4	1.6	2.5	0.2	2.9	3.4	2.4	1.0	1.5	11
82	208	M	A	J.DENEKAMP-K.GREEN	BMW R80GS	-29.6	-10.0	-6.0	23.4	38.0	128.9	86	20.0	32.6	46.3	50.0	50.0	50.0	50.0	50.0	50.0	50.0	208
83	45	J1	A	H.SHERRARD-L.SHERRARD	AUDI 80 QUATTRO	50.0	50.0	50.0	50.0	50.0	286.7	87	13.4	3.2	6.4	16.7	25.9	38.9	48.3	42.7	50.0	29.4	45
84	16	G	B	P.ALMEIDA-J.P.MARTINHO	AUSTIN COOPER S MKI	2.6	-0.5	2.3	0.1	1.2	7.7	51	1.3	-0.7	3.0	5.7	0.5	3.4	5.2	1.7	0.5	2.6	16
85	68	J2	A	E.CLUA-A.IRABERRI	OPEL CORSA GSI 1.6	2.4	9.3	4.5	3.3	-2.3	21.8	71	11.1	1.1	-2.1	3.6	4.8	7.8	11.2	2.9	6.5	2.2	68
86	15	G	A	S.GRAS-G.GRAS	PORSCHE 912	-0.2	-2.5	-4.2	1.1	-2.0	10.3	58	-0.7	-1.0	-0.8	-2.1	-3.5	-4.7	-4.7	-3.7	-8.8	-9.9	15
87	75	J2	A	J.MUÑOZ-J.MARCILLAS	PORSCHE 911 CARRERA 4	50.0	50.0	50.0	50.0	50.0	300.0	88	44.9	50.0	50.0	50.0	50.0	50.0	50.0	50.0	50.0	50.0	75
88	34	I	A	H.CORREIA-R.CORREIA	FORD ESCORT		-22.7	-21.9	2.1	2.6	83.7	81	8.1	-21.2	-42.1	-44.7	-50.3	-52.2	-51.0	-54.7	-48.1	-51.7	34
89	39	I	A	X.LÓPEZ-A.BIOSCA	VOLKSWAGEN GOLF GTI	-144.4	-143.0		-135.3	-136.7	648.2	89	-4.2	-58.9	-83.1	-76.2	-71.9	-63.1	-58.4	-53.4	-41.1	-43.4	39

by blunik technology

XVI RALLY COSTA BRAVA HISTORIC 2019

27/4/2019 13:04:47

Clasificacion Final Oficial 1a.Etapa

POS	DORS	CLA	MED	PILOTO - COPILOTO	VEHICULO	CS05K	CS05L	TC 05	POS05	SEC01	TC06 CAPSACOSTA						TC 06	POS06	TC08 COLL DE SA					DORS
											CS06A	CS06B	CS06C	CS06E	CS06F	CS06G			CS06H	CS08A	CS08B	CS08C	CS08D	
73	67	J1	A	E.IGLESIAS-D.FERNANDEZ	PORSCHE 911 SC	2.6	4.1	27.9	61	71.4	0.1	-1.0	-1.9	3.0	0.1	-0.7	-0.3	7.1	16	0.4	4.6	-0.9	0.7	67
74	53	J1	A	E.MUNNE-O.FELIU	VOLKSWAGEN GOLF GTI MK1	-0.1	1.8	10.7	29	25.4	-0.3	-0.8	50.0		50.0	50.0	50.0	201.1	70	1.5	4.3	2.2	2.9	53
75	56	J1	A	D.LENK-T.PLECHATSCH	TOYOTA COROLLA AE 86	-12.4		60.1	71	117.0	-0.7	-1.8	-4.3	-1.2	-2.0	-2.4	-10.5	22.9	46	0.8	2.6	-0.7	-0.8	56
76	44	J1	A	H.MARRERO-J.CAMPUBI	PORSCHE 944	2.2	4.3	25.0	58	65.5	0.8	-0.1	-3.9	-2.7	3.0	-0.3	-3.1	13.9	31	0.2	4.4	0.8	1.6	44
77	41	I	A	M.AIOLFI-P.GIAFUSTI	VOLKSWAGEN GOLF GTI	0.6	1.2	7.3	10	14.2	2.5	-1.0	-8.5	1.7	0.6	0.4	-4.0	18.7	41	0.3	2.8	0.0	0.5	41
78	81	J2	A	C.BRACONS-M.SILVA	PEUGEOT 205 1.9 GTI	0.6	1.0	16.1	48	32.8	-0.5	-0.4	-8.2	3.7	-0.5	-0.7	-0.2	14.2	34	0.5	2.1	-0.4	0.2	81
79	24	H	A	D.ROBERTS-M.ROBERTS	PORSCHE 911	16.8	-36.2	278.7	83	426.7	2.6	4.3	100.0	-14.6	-25.5	-29.0	50.0	226.0	81	8.8	15.6	20.2	13.1	24
80	22	G	A	I.GARCIA-J.GIJON	PORSCHE 911 2.2 E	-0.1	1.7	11.5	33	20.4	1.5	-1.9	19.3	2.9	2.5	-0.6	31.3	60.0	58	0.5	3.8	-0.9	-0.1	22
81	11	F	A	A.ARNAL-J.Y.DUBORG	MORRIS COOPER-S	1.3	0.2	18.2	51	311.0	0.1	-0.5	100.0	-1.2	-3.2	0.7	1.3	107.0	61	-0.2	2.7	-0.7	0.7	11
82	208	M	A	J.DENEKAMP-K.GREEN	BMW R80GS	50.0	50.0	548.9	86	765.3	23.0	26.6	100.0	20.9	30.3	38.4	46.5	285.7	85		50.0	50.0	50.0	208
83	45	J1	A	H.SHERRARD-L.SHERRARD	AUDI 80 QUATTRO	21.1	-35.4	331.4	84	731.1	11.4	13.8	50.0		50.0	50.0	50.0	225.2	80	-7.4	2.7	2.4	-16.4	45
84	16	G	B	P.ALMEIDA-J.P.MARTINHO	AUSTIN COOPER S MKI	3.6		28.2	62	51.0	1.9	-0.7	-2.3	2.6	-0.6		17.9	26.0	48	100.0	100.0	100.0	100.0	16
85	68	J2	A	E.CLUA-A.IRABERRI	OPEL CORSA GSI 1.6	3.0	32.7	89.0	75	132.5	8.7	10.0	12.7		8.6	5.1	-1.7	46.8	55	100.0	100.0	100.0	100.0	68
86	15	G	A	S.GRAS-G.GRAS	PORSCHE 912	-10.2	-10.0	60.1	70	137.2	0.1	-0.7	100.0	6.9		50.0	50.0	207.7	76	100.0	100.0	100.0	100.0	15
87	75	J2	A	J.MUÑOZ-J.MARCILLAS	PORSCHE 911 CARRERA 4	50.0	50.0	594.9	87	1166.8	5.9	10.6	100.0	-6.8	-2.1	100.0	100.0	325.4	87	49.7		50.0	50.0	75
88	34	I	A	H.CORREIA-R.CORREIA	FORD ESCORT	-50.4	-44.3	518.8	85	909.3	100.0	100.0	100.0	100.0	100.0	100.0	100.0	700.0	88	100.0	100.0	100.0	100.0	34
89	39	I	A	X.LÓPEZ-A.BIOSCA	VOLKSWAGEN GOLF GTI	-46.7	-59.3	659.7	89	1636.9	100.0	100.0	100.0	100.0	100.0	100.0	100.0	700.0	89	100.0	100.0	100.0	100.0	39

by blunik technology

XVI RALLY COSTA BRAVA HISTORIC 2019

27/4/2019 13:04:47

Clasificacion Final Oficial 1a.Etapa

POS	DORS	CLA	MED	PILOTO - COPILOTO	VEHICULO	TC 08	POS08	TC09 SANT JOAN-												TC 09	POS09	DORS		
								CS09A	CS09B	CS09C	CS09D	CS09E	CS09F	CS09G	CS09H	CS09I	CS09J	CS09K	CS09L				CS09M	CS09N
73	67	J1	A	E.IGLESIAS-D.FERNANDEZ	PORSCHE 911 SC	6.6	38	6.8	5.2	27.8		50.0	50.0	50.0	50.0	100.0	100.0	100.0	100.0	100.0	100.0	839.8	77	67
74	53	J1	A	E.MUNNE-O.FELIU	VOLKSWAGEN GOLF GTI MK1	10.9	54	14.8	-13.7	33.7	50.0	50.0	50.0	50.0	50.0	50.0	50.0	50.0	50.0	50.0	50.0	612.2	61	53
75	56	J1	A	D.LENK-T.PLECHATSCH	TOYOTA COROLLA AE 86	4.9	24	38.4	28.9		50.0	50.0	50.0	50.0	50.0	50.0	100.0	100.0	100.0	100.0	100.0	817.3	76	56
76	44	J1	A	H.MARRERO-J.CAMPUBI	PORSCHE 944	7.0	43		50.0	50.0	50.0	50.0	50.0	100.0	100.0	100.0	100.0	100.0	100.0	100.0	100.0	950.0	80	44
77	41	I	A	M.AIOLFI-P.GIAFUSTI	VOLKSWAGEN GOLF GTI	3.6	18	6.2	8.3		4.3	100.0	100.0	100.0	100.0	100.0	100.0	100.0	100.0	100.0	100.0	1018.8	81	41
78	81	J2	A	C.BRACONS-M.SILVA	PEUGEOT 205 1.9 GTI	3.2	13		-0.2	18.1	4.7	100.0	100.0	100.0	100.0	100.0	100.0	100.0	100.0	100.0	100.0	1023.0	82	81
79	24	H	A	D.ROBERTS-M.ROBERTS	PORSCHE 911	57.7	77		50.0	50.0	50.0	50.0	50.0	50.0	50.0	50.0	50.0	50.0	50.0	50.0	50.0	650.0	67	24
80	22	G	A	I.GARCIA-J.GIJON	PORSCHE 911 2.2 E	5.3	29	-1.5	1.1		100.0	100.0	100.0	100.0	100.0	100.0	100.0	100.0	100.0	100.0	100.0	1102.6	83	22
81	11	F	A	A.ARNAL-J.Y.DUBORG	MORRIS COOPER-S	4.3	21	-0.5	-0.5		3.1	4.0	100.0	100.0	100.0	100.0	100.0	100.0	100.0	100.0	100.0	908.1	79	11
82	208	M	A	J.DENEKAMP-K.GREEN	BMW R80GS	150.0	83	50.0	50.0	50.0	50.0	50.0	50.0	50.0	50.0	50.0	50.0	50.0	50.0	50.0	50.0	700.0	73	208
83	45	J1	A	H.SHERRARD-L.SHERRARD	AUDI 80 QUATTRO	28.9	68	11.2	5.0	50.0	50.0	50.0	50.0	50.0	50.0	50.0	50.0	50.0	50.0	50.0	50.0	616.2	63	45
84	16	G	B	P.ALMEIDA-J.P.MARTINHO	AUSTIN COOPER S MKI	400.0	86	100.0	100.0	100.0	100.0	100.0	100.0	100.0	100.0	100.0	100.0	100.0	100.0	100.0	100.0	1400.0	86	16
85	68	J2	A	E.CLUA-A.IRABERRI	OPEL CORSA GSI 1.6	400.0	89	100.0	100.0	100.0	100.0	100.0	100.0	100.0	100.0	100.0	100.0	100.0	100.0	100.0	100.0	1400.0	89	68
86	15	G	A	S.GRAS-G.GRAS	PORSCHE 912	400.0	85	100.0	100.0	100.0	100.0	100.0	100.0	100.0	100.0	100.0	100.0	100.0	100.0	100.0	100.0	1400.0	85	15
87	75	J2	A	J.MUÑOZ-J.MARCILLAS	PORSCHE 911 CARRERA 4	149.7	81	50.0	50.0	100.0	100.0	100.0	100.0	100.0	100.0	100.0	100.0	100.0	100.0	100.0	100.0	1300.0	84	75
88	34	I	A	H.CORREIA-R.CORREIA	FORD ESCORT	400.0	87	100.0	100.0	100.0	100.0	100.0	100.0	100.0	100.0	100.0	100.0	100.0	100.0	100.0	100.0	1400.0	87	34
89	39	I	A	X.LÓPEZ-A.BIOSCA	VOLKSWAGEN GOLF GTI	400.0	88	100.0	100.0	100.0	100.0	100.0	100.0	100.0	100.0	100.0	100.0	100.0	100.0	100.0	100.0	1400.0	88	39

by blunik technology



XVI RALLY COSTA BRAVA HISTORIC 2019

27/4/2019 13:04:47

Clasificacion Final Oficial 1a.Etapa

POS	DORS	CLA	MED	PILOTO - COPILOTO	VEHICULO	TC10 LES ENCIES										TC 10	POS10	TC11 MAS LLUNES						TC 11	POS11	TC12 SANT GRAU-	
						CS10A	CS10B	CS10C	CS10D	CS10E	CS10F	CS10G	CS10H	CS11A	CS11B			CS11C	CS11D	CS11E	CS12A	DORS					
73	67	J1	A	E.IGLESIAS-D.FERNANDEZ	PORSCHE 911 SC	100.0	100.0	100.0	100.0	100.0	100.0	100.0	100.0	800.0	86	100.0	100.0	100.0	100.0	100.0	500.0	86	100.0	67			
74	53	J1	A	E.MUNNE-O.FELIU	VOLKSWAGEN GOLF GTI MK1	100.0	100.0	100.0	100.0	100.0	100.0	100.0	100.0	800.0	84	100.0	100.0	100.0	100.0	100.0	500.0	83	100.0	53			
75	56	J1	A	D.LENK-T.PLECHATSCH	TOYOTA COROLLA AE 86	100.0	100.0	100.0	100.0	100.0	100.0	100.0	100.0	800.0	85	100.0	100.0	100.0	100.0	100.0	500.0	84	100.0	56			
76	44	J1	A	H.MARRERO-J.CAMPUBI	PORSCHE 944	100.0	100.0	100.0	100.0	100.0	100.0	100.0	100.0	800.0	81	100.0	100.0	100.0	100.0	100.0	500.0	80	100.0	44			
77	41	I	A	M.AIOLFI-P.GIAFUSTI	VOLKSWAGEN GOLF GTI	100.0	100.0	100.0	100.0	100.0	100.0	100.0	100.0	800.0	80	100.0	100.0	100.0	100.0	100.0	500.0	79	100.0	41			
78	81	J2	A	C.BRACONS-M.SILVA	PEUGEOT 205 1.9 GTI	100.0	100.0	100.0	100.0	100.0	100.0	100.0	100.0	800.0	89	100.0	100.0	100.0	100.0	100.0	500.0	89	100.0	81			
79	24	H	A	D.ROBERTS-M.ROBERTS	PORSCHE 911	-2.3	8.1	100.0	100.0	100.0	100.0	100.0	100.0	610.4	70	100.0	100.0	100.0	100.0	100.0	500.0	75	100.0	24			
80	22	G	A	I.GARCIA-J.GIJON	PORSCHE 911 2.2 E	100.0	100.0	100.0	100.0	100.0	100.0	100.0	100.0	800.0	77	100.0	100.0	100.0	100.0	100.0	500.0	74	100.0	22			
81	11	F	A	A.ARNAL-J.Y.DUBORG	MORRIS COOPER-S	100.0	100.0	100.0	100.0	100.0	100.0	100.0	100.0	800.0	73	100.0	100.0	100.0	100.0	100.0	500.0	70	100.0	11			
82	208	M	A	J.DENEKAMP-K.GREEN	BMW R80GS	50.0	50.0	50.0	50.0	50.0	50.0	50.0	50.0	400.0	67	50.0	50.0	50.0	50.0	50.0	250.0	67	100.0	208			
83	45	J1	A	H.SHERRARD-L.SHERRARD	AUDI 80 QUATTRO	100.0	100.0	100.0	100.0	100.0	100.0	100.0	100.0	800.0	82	100.0	100.0	100.0	100.0	100.0	500.0	81	100.0	45			
84	16	G	B	P.ALMEIDA-J.P.MARTINHO	AUSTIN COOPER S MKI	100.0	100.0	100.0	100.0	100.0	100.0	100.0	100.0	800.0	75	100.0	100.0	100.0	100.0	100.0	500.0	72	100.0	16			
85	68	J2	A	E.CLUA-A.IRABERRI	OPEL CORSA GSI 1.6	100.0	100.0	100.0	100.0	100.0	100.0	100.0	100.0	800.0	87	100.0	100.0	100.0	100.0	100.0	500.0	87	100.0	68			
86	15	G	A	S.GRAS-G.GRAS	PORSCHE 912	100.0	100.0	100.0	100.0	100.0	100.0	100.0	100.0	800.0	74	100.0	100.0	100.0	100.0	100.0	500.0	71	100.0	15			
87	75	J2	A	J.MUÑOZ-J.MARCILLAS	PORSCHE 911 CARRERA 4	100.0	100.0	100.0	100.0	100.0	100.0	100.0	100.0	800.0	88	100.0	100.0	100.0	100.0	100.0	500.0	88	100.0	75			
88	34	I	A	H.CORREIA-R.CORREIA	FORD ESCORT	100.0	100.0	100.0	100.0	100.0	100.0	100.0	100.0	800.0	78	100.0	100.0	100.0	100.0	100.0	500.0	77	100.0	34			
89	39	I	A	X.LÓPEZ-A.BIOSCA	VOLKSWAGEN GOLF GTI	100.0	100.0	100.0	100.0	100.0	100.0	100.0	100.0	800.0	79	100.0	100.0	100.0	100.0	100.0	500.0	78	100.0	39			

by blunik technology



XVI RALLY COSTA BRAVA HISTORIC 2019

27/4/2019 13:04:47

Clasificacion Final Oficial 1a.Etapa

km 4-839 50.00km/h
 km 7-285 50.00km/h
 km 8-850 50.00km/h
 km 10-045 40.00km/h
 km 12-742 40.00km/h
 km 16-163 50.00km/h
 km 19-001 50.00km/h
 km 21-457 50.00km/h
 km 22-887 50.00km/h
 km 23-987 50.00km/h
 km 31-806 50.00km/h
 km 35-192 50.00km/h
 km 38-678 50.00km/h

POS	DORS	CLA	MED	PILOTO - COPILOTO	VEHICULO	CS12B	CS12C	CS12D	CS12E	CS12G	CS12H	CS12I	CS12J	CS12K	CS12L	CS12M	CS12N	CS12O	TC 12	POS12	SEC02	DORS
73	67	J1	A	E.IGLESIAS-D.FERNANDEZ	PORSCHE 911 SC	100.0	100.0	100.0	100.0	100.0	100.0	100.0	100.0	100.0	100.0	100.0	100.0	100.0	1400.0	84	3553.5	67
74	53	J1	A	E.MUNNE-O.FELIU	VOLKSWAGEN GOLF GTI MK1	100.0	100.0	100.0	100.0	100.0	100.0	100.0	100.0	100.0	100.0	100.0	100.0	100.0	1400.0	80	3524.2	53
75	56	J1	A	D.LENK-T.PLECHATSCH	TOYOTA COROLLA AE 86	100.0	100.0	100.0	100.0	100.0	100.0	100.0	100.0	100.0	100.0	100.0	100.0	100.0	1400.0	81	3545.1	56
76	44	J1	A	H.MARRERO-J.CAMPUBI	PORSCHE 944	100.0	100.0	100.0	100.0	100.0	100.0	100.0	100.0	100.0	100.0	100.0	100.0	100.0	1400.0	77	3670.9	44
77	41	I	A	M.AIOLFI-P.GIAFUSTI	VOLKSWAGEN GOLF GTI	100.0	100.0	100.0	100.0	100.0	100.0	100.0	100.0	100.0	100.0	100.0	100.0	100.0	1400.0	76	3741.1	41
78	81	J2	A	C.BRACONS-M.SILVA	PEUGEOT 205 1.9 GTI	100.0	100.0	100.0	100.0	100.0	100.0	100.0	100.0	100.0	100.0	100.0	100.0	100.0	1400.0	87	3740.4	81
79	24	H	A	D.ROBERTS-M.ROBERTS	PORSCHE 911	100.0	100.0	100.0	100.0	100.0	100.0	100.0	100.0	100.0	100.0	100.0	100.0	100.0	1400.0	72	3444.1	24
80	22	G	A	I.GARCIA-J.GIJON	PORSCHE 911 2.2 E	100.0	100.0	100.0	100.0	100.0	100.0	100.0	100.0	100.0	100.0	100.0	100.0	100.0	1400.0	71	3867.9	22
81	11	F	A	A.ARNAL-J.Y.DUBORG	MORRIS COOPER-S	100.0	100.0	100.0	100.0	100.0	100.0	100.0	100.0	100.0	100.0	100.0	100.0	100.0	1400.0	67	3719.4	11
82	208	M	A	J.DENEKAMP-K.GREEN	BMW R80GS	100.0	100.0	100.0	100.0	100.0	100.0	100.0	100.0	100.0	100.0	100.0	100.0	100.0	1400.0	89	3185.7	208
83	45	J1	A	H.SHERRARD-L.SHERRARD	AUDI 80 QUATTRO	100.0	100.0	100.0	100.0	100.0	100.0	100.0	100.0	100.0	100.0	100.0	100.0	100.0	1400.0	78	3570.3	45
84	16	G	B	P.ALMEIDA-J.P.MARTINHO	AUSTIN COOPER S MKI	100.0	100.0	100.0	100.0	100.0	100.0	100.0	100.0	100.0	100.0	100.0	100.0	100.0	1400.0	69	4526.0	16
85	68	J2	A	E.CLUA-A.IRABERRI	OPEL CORSA GSI 1.6	100.0	100.0	100.0	100.0	100.0	100.0	100.0	100.0	100.0	100.0	100.0	100.0	100.0	1400.0	85	4546.8	68
86	15	G	A	S.GRAS-G.GRAS	PORSCHE 912	100.0	100.0	100.0	100.0	100.0	100.0	100.0	100.0	100.0	100.0	100.0	100.0	100.0	1400.0	68	4707.7	15
87	75	J2	A	J.MUÑOZ-J.MARCILLAS	PORSCHE 911 CARRERA 4	100.0	100.0	100.0	100.0	100.0	100.0	100.0	100.0	100.0	100.0	100.0	100.0	100.0	1400.0	86	4475.1	75
88	34	I	A	H.CORREIA-R.CORREIA	FORD ESCORT	100.0	100.0	100.0	100.0	100.0	100.0	100.0	100.0	100.0	100.0	100.0	100.0	100.0	1400.0	74	5200.0	34
89	39	I	A	X.LÓPEZ-A.BIOSCA	VOLKSWAGEN GOLF GTI	100.0	100.0	100.0	100.0	100.0	100.0	100.0	100.0	100.0	100.0	100.0	100.0	100.0	1400.0	75	5200.0	39

by blunik technology

Con Jockers y penalizaciones